

Sky Air

Light commercial applications





Breathe healthy air with the round flow UV Streamer kit

90% of our time is spent indoors. However indoor air is 2 to 5 times more polluted than outdoor air.



These internal pollution effects on people are manifested in the long run. Tackle them now!

Our UV streamer kit offers you the solution:

- › It purifies the air of pollutants such as viruses, bacteria, fine dust (PM1.0), odeurs, allergens, etc ensuring a healthy and hygienic indoor environment
- › Thanks to large air flow rate of the Round flow cassette, clean air can be quickly delivered to every corner of your space
- › Can be retrofitted into existing installations
- › Can be used with BYCQ140E and BYCQ140EW decoration panels



99.9%

of viruses removed in 30 minutes, thanks to Daikin's unique Catch & Clean approach

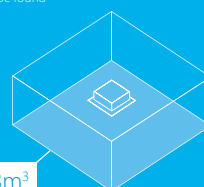
Tested at Intertek

Results based on tests performed in the laboratories of Intertek, in a 28m³ room. Daikin's Round flow cassette (FXFQ125B) removes more than 99.9% of enveloped viruses such as Corona viruses.

* Additional details regarding this function can be found in the unit technical manual.

Tested according to real life sized room

28m³



View full test report:



Sky Air the solution for the light commercial sector

Sky Air is Daikin's industry-leading light commercial range, which has been designed for optimum seasonal energy efficiency. Providing the ideal solution for all kinds of small commercial spaces, the Sky Air series offers a complete comfort solution that puts you in total control of your heating and cooling, ventilation and air curtains.

Sky Air Light commercial applications

New Sky Air low height series	392
Low sound enclosure	393
Why choose a Daikin Sky Air	394
In the spotlight	396

Indoor units 398

Products overview indoor units	398
Benefits overview indoor units	400
Ceiling mounted cassettes	404
NEW UV Streamer kit	404
UNIQUE FCAHG-H	407
UNIQUE FCAG-B	408
UNIQUE FFA-A9	412
Concealed ceiling units	416
UNIQUE Auto cleaning filter for concealed ceiling units	416
Multi zoning kit	417
FDXM-F9	418
FBA-A(9)	420
FDA125A	424
FDA200-250A	425
ADEA-A	426

Wall mounted units	427
FAA-B	427
FTXM-R	430
Ceiling suspended units	431
FHA-A(9)	431
UNIQUE FUA-A	434
Floor standing units	436
FVA-A	436
Concealed floor standing units	438
FNA-A9	438
Biddle air curtains	440
Biddle air curtain for ERQ	441

Outdoor units 443

Products overview outdoor units	444
Benefits overview outdoor units	445
Why choose SkyAir A-series	446
R-32 BLUEEVOLUTION range	450
RZAG-A SkyAir Alpha-series	450
RZAG-NV1/NY1 SkyAir Alpha-series	450
RZASG-MV1/MY1 SkyAir Advance-series	451
RZA-D SkyAir Advance-series	452
ARXM-R/ AZAS-MV1/MY1 SkyAir Active-series	453
Options & Accessories	454

SkyAir Advance-series

SkyAir Alpha-series


Low height.
High value.



✓ Unique, low-height single fan range



✓ Compact unit, easy to transport



✓ Market-leading serviceability and handling



Fast and easy access to all critical component

- › Single screw access
- › Wider access area



Newly positioned handle for easier carrying

The smart way for sound reduction




-10 dB(A)!

Daikin dedicated solution for sound reduction

Meet strict sound requirements, while increasing flexibility to apply Sky Air and VRV heat pumps thanks to sound power reduction of up to 10 dB(A).

- › **Guaranteed high performance:** optimised design to keep the capacity and air flow as close as possible to the standard conditions
- › **Faster and reliable planning:** no calculations or estimations necessary thanks to tested data according to ISO 3744
- › **Perfect fit:** specially designed for Sky Air and VRV heat pumps
- › **Maximum flexibility:** can be installed and retrofitted on any plain surface
- › **Easy access:** simple and fast installation and maintenance through large side panels with fast locks
- › **Designed to be discreet:** tailor-made low height design; highly aesthetic finishing and smooth surface in anthracite colour-tone



www.daikin.eu/en_us/products/ekIn-a.html



SkyAir **VRV**

7 reasons why Sky Air is unique in the market

1 Full Sky Air R-32 range delivering future-proofed, best-in-class climate control

SkyAir A-series

BLUEEVOLUTION

More details on page 444



System	Type	Model	Product name	35	50	60	71	100	125	140	200	250	
Air cooled	Heat pump	SkyAir Alpha-series - Industry leading technology for commercial applications - Dedicated solution for infrastructure cooling - Variable Refrigerant Temperature (RZAG71-100-125-140 series) - Maximum piping length up to 85m (50m for RZAG35-50-60) - Replacement technology - Extended operation range down to -20°C in both heating and cooling - Pair, twin, triple and double twin application (RZAG71-100-125-140 series)	R-32 A++ (A+++ - D)	RZAG-A									
		SkyAir Advance-series - Technology and comfort combined for commercial applications - Very compact and easy to install outdoor units - Maximum piping length up to 50m (RZA-D up to 100m) - Replacement technology - Operation range down to -15°C both cooling and in heating (RZA-D down to -20°C) - Pair, twin, triple and double twin application	R-32 A+ (A+++ - D)	RZASG-MV1/ MY1									
		SkyAir Active-series - Ideal solution for busy environments and small shops - Very compact and easy to install outdoor units - Maximum piping length up to 30m - Replacement technology - Easy-to-mount outdoor units: roof, terrace or wall - Exclusively offered for pair applications	R-32 A (A+++ - D)	ARXM-R AZAS-MV1/ MY1									
				3.5 kW	5.0 kW	6.0 kW	6.8 kW	9.5 kW	12.1 kW	13.4 kW	21.5 kW	23.6 kW	

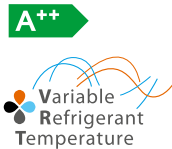
Full indoor line up

(over 45 different models)



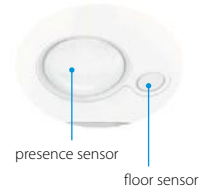
2 High energy efficiency

- › **Top seasonal efficiency**
 - › SEER up to 8.02 and A+++ label in cooling and heating
 - › Variable Refrigerant Temperature that automatically adapts the refrigerant temperature to the load
- › Round flow and concealed ceiling units with **auto cleaning filter**



3 Best comfort

- › **Variable Refrigerant Temperature** preventing cold draughts
- › **Low sound** indoor and outdoor units
- › **Presence and floor sensors** direct the air flow away from persons, while ensuring an even temperature distribution
- › Operation down to **-20°C in heating and cooling** operation
- NEW** › **UV Streamer kit**, purifies the air of pollutants such as viruses, bacteria, fine dust (PM1.0), odours, allergens, etc
- › Fresh air intake integrated in indoor unit



4 Top reliability

- › For **infrastructure cooling**
 - › unique boosted capacity indoor unit systems
 - › duty rotation control
- › **Refrigerant cooled PCB**
- › New refrigerant passes keeping heat exchanger and drain holes completely open at all times
- › **Most extensive testing** before new units leave the factory
- › **Widest support network** and after sales service
- › All spare parts available in Europe



bottom plate refrigerant pass

5 Market leading controls

- › **Remote connectivity**
 - › **Intuitive app** control
 - › **Daikin Cloud Service** offering online control, energy monitoring and comparison of multiple sites
- › **User-friendly wired remote controller with premium design**
 - › Intuitive touch button control
 - › 3 color versions
 - › Advanced settings can be easily done via your smartphone
- › **Dedicated control solutions**
 - › for retail applications
 - › for infrastructure cooling



6 Superior aesthetics

- › **Fully flat cassette** design unit that integrates fully flat into the ceiling
- › **Auto cleaning** units ensure dirt-free ceilings with high efficiency filters for regular and dust prone areas
- › Widest ever range cassette panels
 - › Available in **white and black**
 - › Sleek **designer panel** range



7 Unique installation benefits

- › **4-way blow ceiling suspended cassette (FUA)** for rooms without false ceiling.
- › Plug & play Daikin air handling unit with ERQ condensing units
- › Reliably replace Daikin and non-Daikin systems without the need for pipe cleaning thanks to the new hepta filtration
- › Dedicated low sound enclosure, reducing sound power up to -10 dB(A)
- › Use up to 4 indoor units linked to one outdoor unit for long or irregularly shaped rooms





Always in control,
no matter where you are

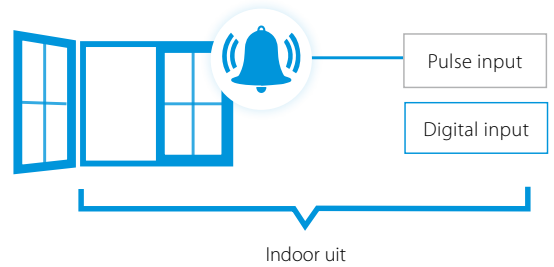
Intelligent Tablet Controller


Intelligent Tablet Controller

- › User-friendly touch screen to centrally control your A/C and alarms
- › Integrate third party equipment via pulse or digital input
- › Connects to the Daikin Cloud Service



AL-CCD07-VESA



More details
on page 918 

Daikin Cloud Service



Cloud-based remote control and monitoring solution for DX systems

Remote control and energy visualisation

Puts you in the driving seat of your energy management

* Remote Control function via Daikin Cloud Service only available for sites with an Intelligent Tablet controller

Remote support and diagnostics

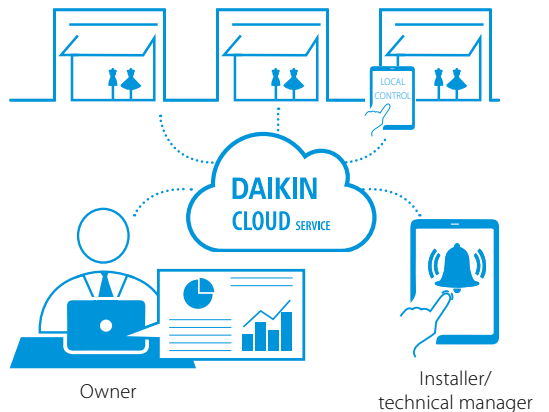
Daikin specialist supervision, so you can focus on your core business

Advice and optimisation

Get the best out of your system through expert advice

Multi-site monitoring

From one to an ∞ number of sites



Compatible with:

- › intelligent Tablet Controller (DCC601A51)
- › intelligent Touch manager (DCM601B51) + IoT gateway
- › LC8 + IoT gateway



Clear dashboard overview

Infrastructure cooling



Infrastructure cooling

- › For rooms and enclosures that require round-the-clock cooling
- › Where continuous uptime is the absolute requirement for server data protection

Between **20-40%** sensible capacity increase

RELIABLE

- Guaranteed system operation:
- › Oversized indoor units boost cooling capacity and prevent freeze-ups on the indoor side
 - › Wide operating range envelope: operation range in cooling down to -20°C and up to +52°C

EFFICIENT

- Optimum return on investment:
- › Lowers running costs by using highly efficient direct expansion cooling systems
 - › Lower running costs compared to other DX systems and water based chillers.
 - › Reduces mechanical cooling and energy consumption with the free cooling option for single phase systems

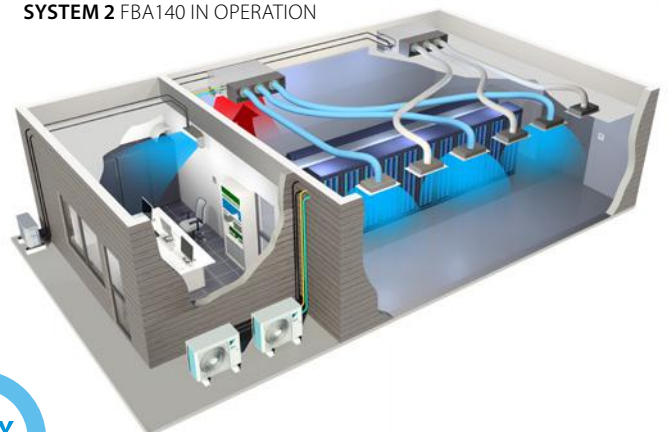
FLEXIBLE

- › Scalable in capacity
- › Improved infrastructure control and management
- › Lower physical footprint since no floor space is occupied
- › Wide range of indoor units to suit application preferences (ceiling suspended cassettes, wall mounted indoors, concealed ceiling ducted type indoors)

Duty rotation application example

SYSTEM 1 FBA140 IN OPERATION
SYSTEM 2 FBA140 STANDBY


SYSTEM 1 FBA140 STANDBY
SYSTEM 2 FBA140 IN OPERATION



BRC1H* or BRC1E*
Standard includes duty rotation functionality



Product overview *SkyAir*

Type	Model	Product name	PG				
Ceiling mounted cassette	UNIQUE High COP, Round flow cassette	UV Streamer kit	FCAHG-H	407	 <p>360° air discharge for the highest efficiency and comfort</p> <ul style="list-style-type: none"> - High COP cassette ensures top performance for commercial applications - Auto cleaning function ensures high efficiency - Intelligent sensors save energy and maximize comfort - Flexibility to suit every room layout - Widest choice ever in decoration panel designs and colors 		
	UNIQUE Round flow cassette	UV Streamer kit	FCAG-B	408	 <p>360° air discharge for the highest efficiency and comfort</p> <ul style="list-style-type: none"> - Auto cleaning function ensures high efficiency - Intelligent sensors save energy and maximize comfort - Flexibility to suit every room layout - Lowest installation height in the market - Widest choice ever in decoration panel designs and colors 		
	UNIQUE Fully flat cassette		FFA-A9	412	 <p>Unique design in the market that integrates fully flat into the ceiling</p> <ul style="list-style-type: none"> - Perfect integration in standard architectural ceiling tiles - Blend of iconic design and engineering excellence with a white or silver and white finish - Intelligent sensors save energy and maximize comfort - Flexibility to suit every room layout without changing the location of the unit! - Quietest 600 x 600 cassette on the market 		
Concealed ceiling	Slim concealed ceiling unit	Auto cleaning option	Multi zoning option	FDXM-F9	418	 <p>Slim design for flexible installation</p> <ul style="list-style-type: none"> - Compact dimensions enable installation in narrow ceiling voids - Medium external static pressure up to 40Pa - Small capacity unit developed for small of well insulated rooms - Auto cleaning function ensures high efficiency and reliability 	
	Concealed ceiling unit with medium ESP		Multi zoning option	FBA-A(9)	420	 <p>Slimmest yet most powerful medium static pressure unit on the market!</p> <ul style="list-style-type: none"> - Slimmest unit in class, only 245mm - Low operating sound level - Medium external static pressure up to 150Pa facilitates using flexible ducts of varying lengths - Automatic air flow adjustment function measures the air volume and static pressure and adjusts it towards the nominal air flow, guaranteeing comfort 	
	Concealed ceiling unit with high ESP			FDA-A	FDA125A	424	 <p>ESP up to 200Pa, ideal for large sized buildings</p> <ul style="list-style-type: none"> - Discretely concealed in the ceiling: only the grilles are visible - Possibility to change ESP via wired remote control allows optimisation of the supply air volume - Flexible installation as the air suction direction can be altered from rear to bottom suction
					FDA200-250A	425	 <p>ESP up to 250Pa, ideal for extra large sized spaces</p> <ul style="list-style-type: none"> - Discretely concealed in the ceiling: only the grilles are visible - Possibility to change ESP via wired remote control allows optimisation of the supply air volume
	Concealed ceiling unit		Multi zoning option	ADEA-A	426	 <p>Ideal for residential applications with false ceilings</p> <ul style="list-style-type: none"> - Energy label up to A - Medium external static pressure up to 150Pa facilitates using flexible ducts of varying lengths - Slimmest unit in class, only 245mm - Exclusively offered for pair applications 	
Wall mounted	Wall mounted unit		FAA-B	427	 <p>For rooms with no false ceilings nor free floor space</p> <ul style="list-style-type: none"> - Flat, stylish front panel - The air is comfortably spread up- and downwards thanks to 5 different discharge angles - Easy maintenance as this can be done from the front of the unit - Flexible to install: pipe connection can be bottom, left or right 		
	Perfera wall mounted unit		FTXM-R	430	 <p>For rooms with no false ceilings nor free floor space</p> <ul style="list-style-type: none"> - Practically inaudible - 2 area motion detection sensor - Flash streamer technology - 3D air flow 		
Ceiling suspended	Ceiling suspended unit		FHA-A(9)	431	 <p>For wide rooms with no false ceilings nor free floor space</p> <ul style="list-style-type: none"> - Ideal for comfortable air flow in wide rooms thanks to Coanda effect - Even rooms with ceilings up to 3.8m can be heated up or cooled down very easily! - Can be mounted in corners or narrow spaces without any problem 		
	UNIQUE 4-way blow ceiling suspended unit		FUA-A	434	 <p>Unique Daikin unit for high rooms with no false ceilings nor free floor space</p> <ul style="list-style-type: none"> - Even rooms with ceilings up to 3.5m can be heated up or cooled down very easily! - Flexibility to suit every room layout without changing the location of the unit! - Optimum comfort guaranteed with automatic air flow adjustment to the required load - The air is comfortably spread up- and downwards thanks to 5 different discharge angles 		
Floor standing	Floor standing unit		FVA-A	436	 <p>For spaces with high ceilings</p> <ul style="list-style-type: none"> - Ideal solution for commercial spaces with no or narrow false ceilings - Even rooms with very high ceilings can be heated up or cooled down very easily! - Guarantees a stable temperature - Vertical and horizontal outblow 		
	Concealed floor standing unit		FNA-A9	438	 <p>Designed to be concealed in walls, only grilles remain visible</p> <ul style="list-style-type: none"> - Slimmest unit on the market with a depth of only 200mm! - Both window sill or ducted installation are possible thanks to sufficient ESP - Whisper quiet operation allows installation in any location 		

Full R-32 BLUEEVOLUTION line up

Indoor units




Capacity class											Outdoor unit combination				
											R-32				
25	35	50	60	71	100	125	140	200	250		SkyAir Alpha-series		SkyAir Advance-series		SkyAir Active-series
											RZAG-A	RZAG- NV1/NY1	RZASG*	RZA-D	ARXM*/ AZAS*
												✓			
											✓	✓	✓	✓	✓
											✓	✓	✓	✓	
											✓	✓	✓	✓	
											✓	✓	✓	✓	✓
												✓	✓	✓	
														✓	
															✓
												✓	✓	✓	✓
											✓				
											✓	✓	✓	✓	
												✓	✓	✓	
												✓	✓	✓	
											✓	✓	✓	✓	

Benefit overview

We care	 Home leave operation	Maintains the indoor temperature at your specified comfort level during absence, thus saving energy.
	 Fan only	The unit can be used as fan, blowing air without heating or cooling.
	 Auto cleaning filter	The filter automatically cleans itself. Simplicity of upkeep means optimum energy efficiency and maximum comfort without the need for expensive or time-consuming maintenance.
	 Presence & floor sensor	The presence sensor directs the air away from any person detected in the room, when the air flow control is on. The floor sensor detects the average floor temperature and ensures an even temperature distribution between ceiling and floor.
Comfort	 Draught prevention	When starting to warm up or when the thermostat is off, the air discharge direction is set horizontally and the fan to low speed, to prevent draught. After warming up, air discharge and fan speed are set as desired.
	 Whisper quiet	Daikin indoor units are whisper quiet. Also the outdoor units are guaranteed not to disturb the quiet of the neighbourhood.
	 Auto cooling-heating changeover	Automatically selects cooling or heating mode to achieve the set temperature.
Air treatment	 UV Streamer kit	Purifies the air of pollutants such as viruses, bacteria, fine dust (PM1.0), odours, allergens, etc ensuring a healthy and hygienic indoor environment
	 Air filter	Removes airborne dust particles to ensure a steady supply of clean air.
Humidity control	 Dry programme	Allows humidity levels to be reduced without variations in room temperature.
Air flow	 Ceiling soiling prevention	Prevents air from blowing out too long in horizontal position, to prevent ceiling stains.
	 Vertical auto swing	Possibility to select automatic vertical moving of the air discharge louvre, for uniform air flow and temperature distribution.
	 Fan speed steps	Allows to select up to the given number of fan speed.
	 Individual flap control	Individual flap control via the wired remote controller enables you to easily fix the position of each flap individually, to suit any new room configuration. Optional closure kits are available as well.
Remote control & timer	 Onecta app	Control your indoor climate from any location via smartphone or tablet.
	 Weekly timer	Can be set to start heating or cooling anytime on a daily or weekly basis.
	 Infrared remote control	Starts, stops and regulates the air conditioner from a distance.
	 Wired remote control	Starts, stops and regulates the air conditioner.
	 Centralised control	Starts, stops and regulates several air conditioners from one central point.
	 Multi zoning	Allows up to 6 individual climate zones with one indoor unit
Other functions	 Infrastructure cooling	Remove in a reliable, efficient and flexible way the heat constantly generated by the IT and server equipment to ensure maximum uptime while offering the best return on investment.
	 Auto-restart	The unit restarts automatically at the original settings after power failure.
	 Self-diagnosis	Simplifies maintenance by indicating system faults or operating anomalies.
	 Drain pump kit	Facilitates condensation draining from the indoor unit.
	 Twin/triple/double twin application	2,3 or 4 indoor units can be connected to only a single outdoor unit even if they have different capacities. All indoor units operate within the same heating or cooling mode from one remote control.
	 Multi model application	Up to 5 indoor units can be connected to a single outdoor unit, even if they have different capacities. All indoor units can individually be operated within the same heating or cooling mode.
	 VRV for residential application	Up to 9 indoor units (even different capacities and up to 71 class) can be connected to a single outdoor unit. All indoor units can individually be operated within the same mode.

Ceiling mounted cassette units			Concealed ceiling units					Ceiling suspended units	4-Way blow ceiling suspended unit	Wall mounted unit	Perfera wall mounted unit	Floor standing units	
FCAHG-H	FCAG-B	FFA-A9	FDXM-F9	FBA-A(9)	FDA125A	FDA200-250A	ADEA-A	FHA-A(9)	FUA-A	FAA-B	FTXM-N	FVA-A	FNA-A9
•	•	•	•	•	•	•	•	•	•	•		•	•
•	•	•	•	•	•	•	•	•	•	•	•	•	•
○	○		○										
•	•	•											
•	•	•							•				
•	•	•		•			•				•		
•	•	•	•	•	•	•	•	•	•	•	•	•	•
○	○												
• (Optional high efficiency filter ePM10 60%)	•	•	•	•	•	•	•	•	•	•	•	• (Flash streamer; titanium apatite deodorising filter)	•
•	•	•	•	•	•	•	•	•	•	•	•	•	•
•	•	•											
•	•	•											
•	•	•									• (incl. 3D air flow)	•	
5 + auto	5 + auto	3 + auto	3 + auto	3 + auto	9 + auto	3 + auto	3 + auto	5 + auto	3 + auto	3 + auto	5 + auto	3 + auto	3 + auto
•	•	•							•				
○	○	○	○	○	○	○	○	○	○	○	○	○	○
○	○	○	○	○	○	○	○	○	○	○	○	○	○
○	○	○	○	○	○	○	○	○	○	○	•		○
○	○	○	○	○	○	○	○	○	○	○	○	○	○
○	○	○	○	○	○	○	○	○	○	○	○	○	○
			○	○			○						
•	•	•	•	•	•	•		•	•	•	•	•	•
•	•	•	•	•	•	•	•	•	•	•	•	•	•
•	•	•	•	•	•	•	•	•	•	•	•	•	•
•	•	•	•	•	•	•	○	○	•	○			
•	•	•	•	•	•	•		•	•	•			•
	•	•	•	•				•					•
	•	•	•	•				•					•





WALL MOUNTED UNIT



CEILING SUSPENDED UNIT




ROUND FLOW CASSETTE, DESIGNER PANEL



Breathe healthy air with the round flow UV Streamer kit

90% of our time is spent indoors. However indoor air is 2 to 5 times more polluted than outdoor air.



These internal pollution effects on people are manifested in the long run. Tackle them now!

Our UV streamer kit offers you the solution:

- › It purifies the air of pollutants such as viruses, bacteria, fine dust (PM1.0), odeurs, allergens, etc ensuring a healthy and hygienic indoor environment
- › Thanks to large air flow rate of the Round flow cassette, clean air can be quickly delivered to every corner of your space
- › Can be retrofitted into existing installations
- › Can be used with BYCQ140E and BYCQ140EW decoration panels



99.9%

of viruses removed in 30 minutes, thanks to Daikin's unique Catch & Clean approach

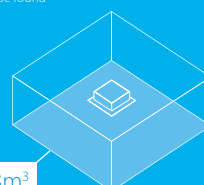
Tested at Intertek

Results based on tests performed in the laboratories of Intertek, in a 28m³ room. Daikin's Round flow cassette (FXFQ125B) removes more than 99.9% of enveloped viruses such as Corona viruses.

* Additional details regarding this function can be found in the unit technical manual.

Tested according to real life sized room

28m³



View full test report:

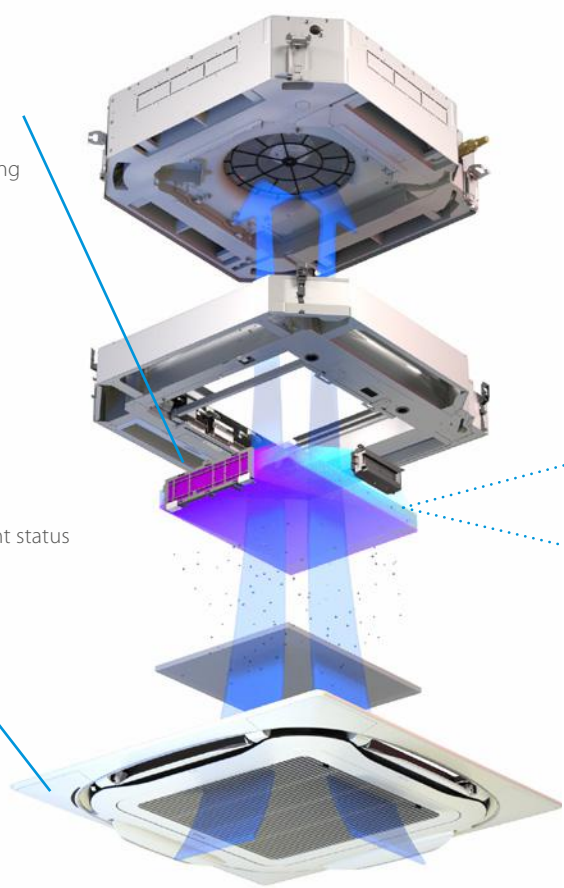


Daikin's unique **Catch & Clean** approach includes an ePM1 50% filter, UV-C light and Streamer technology

1 Effective capturing of air borne pollutants

- > Highly efficient capturing particulate matter and pollutants thanks to the F7 filter (ISO classification under testing)
- > Anti bacterial and viral coating

Indicator light
Indicates operation, malfunction or replacement status



2 Effective cleaning and decomposition of pollutants

Our unique combined UV-C light and Streamer technology ensures both surface and in-depth sanitising of the filter to ensure hygienic air.

UVC LED light with high output wavelength of 265nm which is the most effective for surface cleaning and inactivation of bacteria and viruses.

Streamer technology for deep sanitising of the filter and powerful decomposition of viruses and bacteria trapped inside the filter.

UV Streamer filter specifications

Treatment tools	Test Organisation	Classifications	Test Standard and Method	Report Number	Efficiency	Sample Quantity	Contacting Time (hours)	Test Virus suspension
UV Streamer Kit	Phi-X174 (non enveloped virus)	Virus	Non-standardised Test Method: Microbial Reduction Rate Test	102105182COL-001	99.9%		0.5	8x10 ⁹ PFU
Ionpure IPI Filter	Staphylococcus aureus	Bacteria	GB 21551.2-2010	2021FM05648R01	99.98%	1m ³	24	
Ionpure IPI Filter	Escherichia coli	Bacteria	GB 21551.2-2010	2021FM05648R01	99.99%	1m ³	24	
Ionpure IPI Filter	Aspergillus niger	Fungus	JIS Z 2911:2018	2022FM07084R01	Anti-mildew grade 0 (1)	1m ³		
Ionpure IPI Filter	Penicillium pinophilum	Fungus	JIS Z 2911:2018	2022FM07084R01	Anti-mildew grade 0 (1)	1m ³		
Ionpure IPI Filter	Trichoderma viridé	Fungus	JIS Z 2911:2018	2022FM07084R01	Anti-mildew grade 0 (1)	1m ³		
Ionpure IPI Filter	Chaetomium globosum	Fungus	JIS Z 2911:2018	2022FM07084R01	Anti-mildew grade 0 (1)	1m ³		
Ionpure IPI Filter	Paecilomyces variotiiv	Mold	JIS Z 2911:2018	2022FM07084R01	Anti-mildew grade 0 (1)	1m ³		
Ionpure IPI Filter	Infectious bronchitis virus	Virus	ISO 18184:2014(E)	2020FM26047R01	99.99%	1m ³	2	
Ionpure IPI Filter	SARS-CoV-2	Virus	JIS L 1922	21KB-080395-2(1/5)	99.92%		8	2.2x10 ⁷ PFU
Ionpure IPI Filter	H1N1	Virus	ISO 18184:2014(E)	2020FM2434R01	99.94%	1m ³	2	


(1) Anti mildew grade 0: no fungal growth was seen visually and with the microscope.

Complete indoor
comfort, including
pure air

The round flow cassette

› Maximum comfort thanks to **360° air discharge and intelligent sensors**

› **Widest ever choice in panels** to match any interior

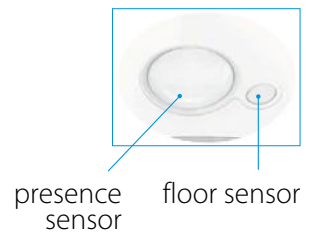


Black auto cleaning panel

Black designer panel

Full white standard panel

White designer panel



presence sensor

floor sensor

› **Auto cleaning panel** keeps the filter free of dust for maximum efficiency



› **UV streamer kit**

NEW › Purifies the air of pollutants such as viruses, bacteria, fine dust (PM1.0), odours, allergens, etc ensuring a healthy and hygienic indoor environment

› Highly efficient F7 filter (ISO classification under testing), UVC light and Streamer technology

› Can be **retrofitted** into existing installations



99.9%

of viruses removed in 30 minutes,
thanks to Daikin's unique
Catch & Clean approach

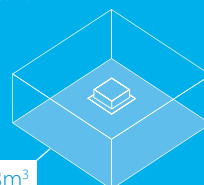
Tested at Intertek

Results based on tests performed in the laboratories of Intertek, in a 28m³ room. Daikin's Round flow cassette (FXFQ125B) removes more than 99.9% of enveloped viruses such as Corona viruses.

* Additional details regarding this function can be found in the unit technical manual.

Tested according to
real life sized room

28m³



View full
test report:



High COP, round flow cassette

360° air discharge for optimum efficiency and comfort

- › Combination with Sky Air Alpha-series ensures best in class quality, highest efficiency and performance
- › High COP cassette ensures top performance and great energy savings
- › Optional automatic filter cleaning panel results in higher efficiency & comfort and lower maintenance costs. 2 filters available: standard filter and finer mesh filter
- › Two optional intelligent sensors improve energy efficiency and comfort
- › Individual flap control: flexibility to suit every room layout without changing the location of the unit!
- › Widest choice ever in decoration panels: designer panels in white (RAL9010) and black (RAL9005) and standard panels in white (RAL9010) with grey louvers or full white
- › Bigger flaps and unique swing pattern improve equal air distribution
- › 5 different fan speeds available for maximum comfort
- › UV streamer kit, purifies the air of pollutants such as viruses, bacteria, fine dust (PM1.0), odeurs, allergens, etc ensuring a healthy and hygienic indoor environment
- › Optional fresh air intake
- › Branch duct discharge allows to optimize air distribution in irregular shaped rooms or to supply air to small adjacent rooms
- › Standard drain pump with 675mm lift increases flexibility and installation speed

NEW

More details and final information can be found by scanning or clicking the QR codes.



Efficiency data		FCAHG + RZAG	71H + 71NV1	100H + 100NV1	125H + 125NV1	140H + 140NV1	71H + 71NY1	100H + 100NY1	125H + 125NY1	140H + 140NY1
Cooling capacity	Min./Nom./Max.	kW	-/6.80 /-	-/9.50 /-	-/12.1 /-	-/13.4 /-	-/6.80 /-	-/9.50 /-	-/12.1 /-	-/13.4 /-
Heating capacity	Min./Nom./Max.	kW	-/7.50 /-	-/10.8 /-	-/13.5 /-	-/15.5 /-	-/7.50 /-	-/10.8 /-	-/13.5 /-	-/15.5 /-
Space cooling	Energy efficiency class		A++		-		A++		-	
	Capacity	Pdesign kW	6.80	9.50	12.1	13.4	6.80	9.50	12.1	13.4
	SEER		7.90	7.70	8.02	7.93	7.90	7.70	8.02	7.93
	ηs,c	%	-	-	318	314	-	-	318	314
	Annual energy consumption	kWh/a	301	432	905	1,014	301	432	905	1,014
Space heating (Average climate)	Energy efficiency class		A++		-		A+		A++	
	Capacity	Pdesign kW	4.70	-	9.52	-	4.70	-	9.52	-
	SCOP/A		4.61	4.75	4.53	4.44	4.56	4.75	4.53	4.44
	ηs,h	%	-	-	178	175	-	-	178	175
	Annual energy consumption	kWh/a	1,427	2,805	2,943	3,002	1,443	2,805	2,943	3,002

Indoor unit		FCAHG	71H	100H	125H	140H	71H	100H	125H	140H	
Dimensions	Unit	HeightxWidthxDepth	mm								
Weight	Unit		kg								
Air filter	Type		Resin net								
Decoration panel	Model		Standard panels: BYCQ140E - white with grey louvers / BYCQ140EW - full white / BYCQ140EB - black Auto cleaning panels: BYCQ140EGF - white / BYCQ140EGFB - black Designer panels: BYCQ140EP - white / BYCQ140EPB - black								
		Dimensions	HeightxWidthxDepth	mm							
Fan	Air flow rate	Cooling	Low/Medium/High	m³/min		m³/min		m³/min		m³/min	
		Heating	Low/Medium/High	m³/min		m³/min		m³/min		m³/min	
Sound power level	Cooling		dBA	53.0		61.0		53.0		61.0	
	Heating		dBA	53.0		61.0		53.0		61.0	
Sound pressure level	Cooling	Low/Medium/High	dBA	29.0/33.0/36.0	33.0/39.0/44.0	35.0/40.0/45.0	37.0/41.0/45.0	29.0/33.0/36.0	33.0/39.0/44.0	35.0/40.0/45.0	37.0/41.0/45.0
	Heating	Low / Medium / High	dBA	29.0/33.0/36.0	33.0/39.0/44.0	35.0/40.0/45.0	37.0/41.0/45.0	29.0/33.0/36.0	33.0/39.0/44.0	35.0/40.0/45.0	37.0/41.0/45.0
Control systems	Infrared remote control		BRC7FA532F / BRC7FB532F / BRC7FA532FB / BRC7FB532FB								
	Wired remote control		BRC1H52W/S/K / BRC1E53A / BRC1E53B / BRC1E53C / BRC1D52								
Piping connections	Drain		VP25 (I.D. 25/0.D. 32)								

Outdoor unit		RZAG	71NV1	100NV1	125NV1	140NV1	71NY1	100NY1	125NY1	140NY1	
Dimensions	Unit	HeightxWidthxDepth	mm								
Weight	Unit		kg								
Sound power level	Cooling		dBA	64	66	69	70	64	66	69	70
	Heating		dBA	-	-	68	71	-	-	68	71
Sound pressure level	Cooling	Nom.	dBA	46	47	49	50	46	47	49	50
	Heating	Nom.	dBA	48	50	52	52	48	50	52	
Operation range	Cooling	Ambient	Min.~Max.	°CDB							
	Heating	Ambient	Min.~Max.	°CWB							
Refrigerant	Type/GWP		R-32/675								
	Charge	kg/TCO2Eq	3.20 /2.16		3.70 /2.50		3.20 /2.16		3.70 /2.50		
Piping connections	Liquid/Gas	OD	mm								
	Piping length	OU - IU	Max.	m							
	System	Equivalent		m							
	Chargeless			m							
	Additional refrigerant charge			kg/m							
Power supply	Phase/Frequency/Voltage		Hz/V								
	Current - 50Hz	Maximum fuse amps (MFA)	A	20	32			16			

Contains fluorinated greenhouse gases

Round flow cassette

360° air discharge for optimum efficiency and comfort

- › Combination with Sky Air Alpha-series ensures best in class quality, highest efficiency and performance
- › Optional automatic filter cleaning panel results in higher efficiency & comfort and lower maintenance costs. 2 filters available: standard filter and finer mesh filter
- › Two optional intelligent sensors improve energy efficiency and comfort
- › Individual flap control: flexibility to suit every room layout without changing the location of the unit!
- › Lowest installation height in the market: 214mm for class 20-63
- › Widest choice ever in decoration panels: designer panels in white (RAL9010) and black (RAL9005) and standard panels in white (RAL9010) with grey louvers or full white
- › Bigger flaps and unique swing pattern improve equal air distribution
- › 5 different fan speeds available for maximum comfort
- › UV streamer kit, purifies the air of pollutants such as viruses, bacteria, fine dust (PM1.0), odeurs, allergens, etc ensuring a healthy and hygienic indoor environment
- › Optional fresh air intake
- › Branch duct discharge allows to optimize air distribution in irregular shaped rooms or to supply air to small adjacent rooms
- › Standard drain pump with 675mm lift increases flexibility and installation speed

NEW

More details and final information can be found by scanning or clicking the QR codes.



FCAG-B



RZAG-A



RZAG-NV1



RZAG-NY1



Efficiency data		FCAG + RZAG												
		35B+35A	50B+50A	60B+60A	71B+71NV1	100B+100NV1	125B+125NV1	140B+140NV1	71B+71NY1	100B+100NY1	125B+125NY1	140B+140NY1		
Cooling capacity	Min./Nom./Max.	kW		1.6/3.5/4.5	1.7/5.0/6.0	1.7/6.0/6.5	-/6.80/-	-/9.50/-	-/12.1/-	-/13.4/-	-/6.80/-	-/9.50/-	-/12.1/-	-/13.4/-
Heating capacity	Min./Nom./Max.	kW		1.40/4.00/5.00	1.50/5.80/6.00	1.60/7.00/7.50	-/7.50/-	-/10.8/-	-/13.5/-	-/15.5/-	-/7.50/-	-/10.8/-	-/13.5/-	-/15.5/-
Space cooling	Energy efficiency class	A++												
	Capacity Pdesign	kW		3.50	5.00	6.00	6.80	9.50	12.1	13.4	6.80	9.50	12.1	13.4
	SEER			7.30	6.80	6.60	6.83	7.14	7.15	6.80	6.83	7.14	7.15	6.80
	ηs,c	%		-	-	-	-	-	283	269	-	-	283	269
Space heating (Average climate)	Annual energy consumption	kWh/a		168	257	318	348	466	1,016	1,182	348	466	1,016	1,182
	Energy efficiency class	A+												
	Capacity Pdesign	kW		3.30	4.30	4.60	4.70	7.80	-	9.52	4.70	7.80	-	9.52
	SCOP/A			4.30	-	4.25	4.22	4.53	-	4.34	4.22	4.53	-	4.34
	ηs,h	%		-	-	-	-	-	171	-	-	-	171	
	Annual energy consumption	kWh/a		1,074	1,398	1,515	1,560	2,413	3,071	1,560	2,413	3,071		

Indoor unit		FCAG											
		35B	50B	60B	71B	100B	125B	140B	71B	100B	125B	140B	
Dimensions	Unit	mm											
	HeightxWidthxDepth	204x840x840			246x840x840			204x840x840		246x840x840			
Weight	Unit	kg											
		18	19	21	23			21	23				
Air filter	Type	Resin net											
Decoration panel	Model	Standard panels: BYCQ140E - white with grey louvers / BYCQ140EW - full white / BYCQ140EB - black Auto cleaning panels: BYCQ140EGF - white / BYCQ140EGFB - black Designer panels: BYCQ140EP - white / BYCQ140EPB - black											
	Dimensions	mm											
	Weight	kg											
Fan	Air flow rate	Cooling	Low/Medium/High	m³/min									
	Heating	Low/Medium/High	m³/min										
Sound power level	Cooling	dBA											
	Heating	dBA											
Sound pressure level	Cooling	Low/Medium/High	dBA										
	Heating	Low/Medium/High	dBA										
Control systems	Infrared remote control	BRC7FA532F / BRC7FB532F / BRC7FA532FB / BRC7FB532FB											
	Wired remote control	BRC1D528 / BRC1E53A7 / BRC1E53B7 / BRC1E53C7 / BRC1H81W/S / BRC1H51(9)W/S/K7 / BRC2E52C7 / BRC3E52C7											
Power supply	Phase/Frequency/Voltage	Hz/V											
		1~/50/60/220-240/220											

Outdoor unit		RZAG/RZAG/RZAG											
		35A	50A	60A	71NV1	100NV1	125NV1	140NV1	71NY1	100NY1	125NY1	140NY1	
Dimensions	Unit	mm											
	HeightxWidthxDepth	734x870x373			870x1,100x460								
Weight	Unit	kg											
		52			81	85	95		81	85	94		
Sound power level	Cooling	dBA											
	Heating	dBA											
Sound pressure level	Cooling	Nom.	dBA										
	Heating	Nom.	dBA										
Operation range	Cooling	Ambient	Min.~Max.	°CDB									
	Heating	Ambient	Min.~Max.	°CWB									
Refrigerant	Type/GWP	R-32/675.0											
	Charge	kg/TCO2Eq		1.55/1.05		3.20/2.16		3.70/2.50		3.20/2.16		3.70/2.50	
Piping connections	Liquid/Gas	OD		mm									
				6.35/9.50		6.35/12.7		10/15.9					
	Piping length	OU - IU	Max.	m		55		85		55		85	
		System	Equivalent	m		75		100		75		100	
	Chargeless	m		30		40							
	Additional refrigerant charge	kg/m		0.02 (for piping length exceeding 30m)									
	Level difference	IU - OU	Max.	m									
				30.0									
Power supply	Phase/Frequency/Voltage	Hz/V											
	Current - 50Hz	Maximum fuse amps (MFA)		A				3~/50 /380-415				16	
				1~/50 /220-240		20		32		16			

Contains fluorinated greenhouse gases

Round flow cassette

360° air discharge for optimum efficiency and comfort

- › Combination with Sky Air Advance-series ensures good value for money for all types of commercial applications
- › Optional automatic filter cleaning panel results in higher efficiency & comfort and lower maintenance costs.
- › Two optional intelligent sensors improve energy efficiency and comfort
- › Widest choice ever in decoration panels: designer panels in white (RAL9010) and black (RAL9005) and standard panels in white (RAL9010) with grey louvers or full white
- › Bigger flaps and unique swing pattern improve equal air distribution
- › Individual flap control: flexibility to suit every room layout without changing the location of the unit!
- › UV streamer kit, purifies the air of pollutants such as viruses, bacteria, fine dust (PM1.0), odeurs, allergens, etc ensuring a healthy and hygienic indoor environment
- › Optional fresh air intake
- › Branch duct discharge allows to optimize air distribution in irregular shaped rooms or to supply air to small adjacent rooms
- › Standard drain pump with 675mm lift increases flexibility and installation speed

NEW



More details and final information can be found by scanning or clicking the QR codes.



Efficiency data		FCAG + RZASG		71B + 71MV1	100B + 100MV1	125B + 125MV1	140B + 140MV1	100B + 100MY1	125B + 125MY1	140B + 140MY1				
Cooling capacity	Nom.	kW		6.80	9.50	12.1	13.4	9.50	12.1	13.4				
Heating capacity	Nom.	kW		7.50	10.8	13.5	15.5	10.8	13.5	15.5				
Space cooling	Energy efficiency class		A++											
	Capacity	Pdesign	kW		6.80	9.50	12.1	13.4	9.50	12.1	13.4			
	SEER				6.47	6.55	5.76	6.53	6.55	5.76	6.53			
	ηs,c		%		-	-	227	258	-	227	258			
Annual energy consumption		kWh/a		368	507	1,261	1,231	507	1,261	1,231				
Space heating (Average climate)	Energy efficiency class		A+											
	Capacity	Pdesign	kW		4.50	6.00	7.80	10.0B	6.00	7.80				
	SCOP/A				4.10	4.17	4.05	4.31	4.17	4.05	4.31			
	ηs,h		%		-	-	159	169	-	159	169			
Annual energy consumption		kWh/a		1,537	2,016	2,074	2,534	2,016	2,074	2,534				
Indoor unit		FCAG		71B	100B	125B	140B	100B	125B	140B				
Dimensions	Unit	HeightxWidthxDepth		mm		204x840x840								
Weight	Unit			kg		21								
Air filter	Type	Resin net												
Decoration panel	Model	Standard panels: BYCQ140E - white with grey louvers / BYCQ140EW - full white / BYCQ140EB - black Auto cleaning panels: BYCQ140EGF - white / BYCQ140EGFB - black Designer panels: BYCQ140EP - white / BYCQ140EPB - black												
	Dimensions	HeightxWidthxDepth	mm		Standard panels: 65x950x950 / Auto cleaning panels: 148x950x950 / Designer panels: 106x950x950									
Fan	Air flow rate	Cooling	Low/Medium/High	m³/min	10.8 / 13.0 / 15.1		13.0 / 17.8 / 22.7		13.1 / 20.4 / 27.2		13.1 / 20.4 / 27.2			
					Heating	Low/Medium/High	m³/min	10.8 / 12.9 / 15.1		13.2 / 18.1 / 23.0		13.0 / 20.2 / 27.0		13.2 / 18.1 / 23.0
Sound power level	Cooling	dBA	51.0					54.0		58.0		54.0		58.0
			Heating	dBA	51.0		54.0		58.0		54.0		58.0	
Sound pressure level	Cooling	Low/Medium/High			dBA	28.0 / 31.0 / 35.0		29.0 / 33.0 / 37.0		29.0 / 35.0 / 41.0		29.0 / 33.0 / 37.0		29.0 / 35.0 / 41.0
			Heating	Low/Medium/High		dBA	28.0 / 31.0 / 33.0		29.0 / 33.0 / 37.0		29.0 / 35.0 / 41.0		29.0 / 33.0 / 37.0	
Control systems	Infrared remote control				BRC7FA532F / BRC7FB532F / BRC7FA532FB / BRC7FB532FB									
	Wired remote control		BRC1H52W/S/K / BRC1E53A / BRC1E53B / BRC1E53C / BRC1D52											
Power supply	Phase/Frequency/Voltage		1~/50/60/220-240/220											
Outdoor unit		RZASG		71MV1	100MV1	125MV1	140MV1	100MY1	125MY1	140MY1				
Dimensions	Unit	HeightxWidthxDepth		mm		770x900x320								
Weight	Unit			kg		60								
Sound power level	Cooling	dBA	65		70		71		70		77			
			Heating	dBA	-		-		-		-			
Sound pressure level	Cooling	Nom.			dBA	46		53		54		53		
			Heating	Nom.		dBA	47		-		57		54	
Operation range	Cooling	Ambient			Min.-Max.		°CDB		-15 ~46					
			Heating	Ambient		Min.-Max.	°CWB		-15 ~15.5					
Refrigerant	Type/GWP				R-32/675									
	Piping connections	Charge		kg/TCO2Eq		2.45 / 1.65		2.60 / 1.76		2.90 / 1.96		2.60 / 1.76		2.90 / 1.96
Liquid/Gas OD		mm		9.52 / 15.9										
Piping connections	Piping length	OU - IU	Max. System Equivalent Chargeless	m		50								
				m		70								
	Additional refrigerant charge	kg/m		30										
		Level difference IU - OU Max.		m		See installation manual								
Power supply	Phase/Frequency/Voltage		Hz/V		1~/50 / 220-240					3~/50 / 380-415				
	Current - 50Hz		Maximum fuse amps (MFA)		A		20		25		32		16	

Contains fluorinated greenhouse gases

Round flow cassette

360° air discharge for optimum efficiency and comfort

- › Ideal solution for small businesses and shops
- › Optional automatic filter cleaning panel results in higher efficiency & comfort and lower maintenance costs. 2 filters available: standard filter and finer mesh filter
- › Two optional intelligent sensors improve energy efficiency and comfort
- › Widest choice ever in decoration panels: designer panels in white (RAL9010) and black (RAL9005) and standard panels in white (RAL9010) with grey louvers or full white
- › Individual flap control: flexibility to suit every room layout without changing the location of the unit!
- › Bigger flaps and unique swing pattern improve equal air distribution
- › UV streamer kit, purifies the air of pollutants such as viruses, bacteria, fine dust (PM1.0), odeurs, allergens, etc ensuring a healthy and hygienic indoor environment
- › Optional fresh air intake
- › Branch duct discharge allows to optimize air distribution in irregular shaped rooms or to supply air to small adjacent rooms
- › Standard drain pump with 675mm lift increases flexibility and installation speed

NEW



More details and final information can be found by scanning or clicking the QR codes.



FCAG-B



ARXM-R



AZAS-MV1



AZAS-MY1

Efficiency data		FCAG + ARXM / AZAS		71B + ARXM71R	100B + AZAS100MV1	125B + AZAS125MV1	140B + AZAS140MV1	100B + AZAS100MY1	125B + AZAS125MY1	140B + AZAS140MY1
Cooling capacity	Nom.	kW		6.80	9.50	12.1	13.4	9.50	12.1	13.4
Heating capacity	Nom.	kW		7.50	10.8	13.5	15.5	10.8	13.5	15.5
Space cooling	Energy efficiency class			A+	A+	-	-	A+	-	-
	Capacity	Pdesign	kW	6.80	9.50	12.1	13.0	9.50	12.1	13.0
	SEER			5.87	5.67	5.40	6.00	5.67	5.40	6.00
	ηs,c			-	-	213	237	-	213	237
	Annual energy consumption	kWh/a		405	586	1,345	1,300	586	1,345	1,300
Space heating (Average climate)	Energy efficiency class			A+	A	-	-	A	-	-
	Capacity	Pdesign	kW	4.50	6.00	6.00	7.80	6.00	6.00	7.80
	SCOP/A			4.00	3.85	3.80	4.31	3.85	3.80	4.31
	ηs,h			-	-	149	169	-	149	169
	Annual energy consumption	kWh/a		1,573	2,182	2,211	2,534	2,182	2,211	2,534
Indoor unit		FCAG		71B	100B	125B	140B	100B	125B	140B
Dimensions	Unit	HeightxWidthxDpeth		mm		204x840x840		246x840x840		
Weight	Unit	kg		21		23				
Air filter	Type	Resin net								
Decoration panel	Model	Standard panels: BYCQ140E - white with grey louvers / BYCQ140EW - full white / BYCQ140EB - black Auto cleaning panels: BYCQ140EGF - white / BYCQ140EGFB - black Designer panels: BYCQ140EP - white / BYCQ140EPB - black								
	Dimensions	HeightxWidthxDpeth		mm		Standard panels: 65x950x950 / Auto cleaning panels: 148x950x950 / Designer panels: 106x950x950		Standard panels: 5.5 / Auto cleaning panels: 10.3 / Designer panels: 6.5		
Fan	Air flow rate	Cooling	Low/Medium/High	m³/min	10.8/13.0/15.1	13.0/17.8/22.7	13.1/20.4/27.2	13.0/17.8/22.7	13.1/20.4/27.2	
					Heating	10.8/12.9/15.1	13.2/18.1/23.0	13.0/20.2/27.0	13.2/18.1/23.0	13.0/20.2/27.0
Sound power level	Cooling	dBA		51.0	54.0	58.0	54.0	58.0		
		Heating	dBA		51.0	54.0	58.0	54.0	58.0	
Sound pressure level	Cooling	Low/Medium/High	dBA		28.0/31.0/35.0	29.0/33.0/37.0	29.0/35.0/41.0	29.0/33.0/37.0	29.0/35.0/41.0	
			Heating	dBA		28.0/31.0/33.0	29.0/33.0/37.0	29.0/35.0/41.0	29.0/33.0/37.0	29.0/35.0/41.0
Control systems	Infrared remote control		BRC7FA532F / BRC7FB532F / BRC7FA532FB / BRC7FB532FB							
	Wired remote control		BRC1H52W/S/K / BRC1E53A / BRC1E53B / BRC1E53C / BRC1D52							
Power supply	Phase/Frequency/Voltage		Hz/V		1~/50/60/220-240/220					
Outdoor unit		ARXM71R		AZAS100MV1	AZAS125MV1	AZAS140MV1	AZAS100MY1	AZAS125MY1	AZAS140MY1	
Dimensions	Unit	HeightxWidthxDpeth		mm		734x954x401		990x940x320		
Weight	Unit	kg		49.0		70		70		
Sound power level	Cooling	dBA		-	70	71	73	70	71	73
		Heating	dBA		-	71	73	-	71	73
Sound pressure level	Cooling	Nom.	dBA		52.0	53	54	53	54	
			Heating	dBA		52.0	-	-	57	-
Operation range	Cooling	Ambient	Min.~Max.	°CDB	---	-	-	-5 ~46	-	
					Heating	Ambient	Min.~Max.	°CWB	---	-
Refrigerant	Type/GWP	R-32/ 675.0								
	Charge	kg/TCO2Eq		1.15 /0.780	2.60 /1.76	2.90 /1.96	2.60 /1.76	2.90 /1.96		
Piping connections	Liquid/Gas OD		mm		9.52/15.9					
	Piping length	OU - IU	m		30					
		System	Equivalent	m		50				
		Chargeless	m		30					
	Additional refrigerant charge	kg/m		0.035	See installation manual					
	Level difference IU - OU	Max.		m		20.0				
Power supply	Phase/Frequency/Voltage		Hz/V		1~/50/220-240	1~/50/220-240			3~/50/380-415	
Current - 50Hz	Maximum fuse amps (MFA)		A		-	25	32		16	

Round flow cassette

360° air discharge for optimum efficiency and comfort

- › Combination with split outdoor units is ideal for small retail, offices or residential applications
- › Optional automatic filter cleaning panel results in higher efficiency & comfort and lower maintenance costs. 2 filters available: standard filter and finer mesh filter
- › Two optional intelligent sensors improve energy efficiency and comfort
- › Widest choice ever in decoration panels: designer panels in white (RAL9010) and black (RAL9005) and standard panels in white (RAL9010) with grey louvers or full white
- › Bigger flaps and unique swing pattern improve equal air distribution
- › Individual flap control: flexibility to suit every room layout without changing the location of the unit!
- › UV streamer kit, purifies the air of pollutants such as viruses, bacteria, fine dust (PM1.0), odours, allergens, etc ensuring a healthy and hygienic indoor environment
- › Optional fresh air intake
- › Branch duct discharge allows to optimize air distribution in irregular shaped rooms or to supply air to small adjacent rooms
- › Standard drain pump with 675mm lift increases flexibility and installation speed

NEW



More details and final information can be found by scanning or clicking the QR codes.



FCAG-B



RXM-R



RXM-R9

Efficiency data		FCAG + RXM		35B + 35R9		50B + 50R		60B + 60R		
Cooling capacity	Nom.	kW		3.50		5.00		5.70		
Heating capacity	Nom.	kW		4.20		6.00		7.00		
Space cooling	Energy efficiency class		A++		A++		A++		A++	
	Capacity	Pdesign	kW		3.50		5.00		5.70	
	SEER			6.35		6.54		6.40		
	ηs,c			-		-		-		
Space heating (Average climate)	Annual energy consumption		kWh/a		193		268		312	
	Energy efficiency class		A++		A++		A+		A+	
	Capacity	Pdesign	kW		3.32		4.36		4.71	
	SCOP/A			4.90		4.30		4.20		
	ηs,h			-		-		-		
Annual energy consumption		kWh/a		948		1,418		1,569		
Indoor unit		FCAG		50B		60B		35B		
Dimensions	Unit	HeightxWidthxDepth		mm		204x840x840				
Weight	Unit	kg		19		18				
Air filter	Type	Resin net								
Decoration panel	Model	Standard panels: BYCQ140E - white with grey louvers / BYCQ140EW - full white / BYCQ140EB - black Auto cleaning panels: BYCQ140EGF - white / BYCQ140EGFB - black Designer panels: BYCQ140EP - white / BYCQ140EPB - black								
		Dimensions		HeightxWidthxDepth		mm		Standard panels: 65x950x950 / Auto cleaning panels: 148x950x950 / Designer panels: 106x950x950		
Fan	Air flow rate	Cooling	Low/Medium/High	m³/min	9.4/11.8/14.6		9.6/12.2/14.9		8.8/10.6/12.9	
					Heating	Low/Medium/High	m³/min	9.4/11.8/14.6		9.6/12.2/14.9
Sound power level	Cooling	dBA		49.0				51.0		49.0
		Heating	dBA		49.0		51.0		49.0	
Sound pressure level	Cooling		Low/Medium/High	dBA		27.0/29.0/31.0		28.0/31.0/33.0		27.0/29.0/31.0
		Heating		Low/Medium/High	dBA		27.0/29.0/31.0		28.0/31.0/33.0	
Control systems	Infrared remote control		BRC7FA532F / BRC7FB532F / BRC7FA532FB / BRC7FB532FB							
	Wired remote control		BRC1H52W/S/K / BRC1E53A / BRC1E53B / BRC1E53C / BRC1D52							
Power supply	Phase/Frequency/Voltage		Hz/V		1~/50/60/220-240/220					
Outdoor unit		RXM		50R		60R		35R9		
Dimensions	Unit	HeightxWidthxDepth		mm		734x870x373		552x840x350		
Weight	Unit	kg		49.0		32				
Sound power level	Cooling	Nom.		dBA		48.0		49.0		
		Heating	Nom.		dBA		49.0		49.0	
Operation range	Cooling		Ambient	Min.~Max.	°CDB		-10 ~50 (4) / 46 (5)		-10 ~50 / 46	
		Heating			Ambient	Min.~Max.	°CWB		---	
Refrigerant	Type/GWP		R-32/675.0							
	Piping connections	Charge	kg/TCO2Eq		1.15 /0.780		0.76 /0.52			
Liquid/Gas OD			mm		6.35/12.7		6.35/9.50			
	Piping length	OU - IU	Max.	m		30		20		
System				Chargeless	m		-		10	
	Additional refrigerant charge	kg/m			0.02 (for piping length exceeding 10m)		15			
Level difference		IU - OU	Max.	m		20.0				
	Power supply			Phase/Frequency/Voltage		Hz/V		1~/50 /220-240		
Current - 50Hz	Maximum fuse amps (MFA)		A		16		-			

Contains fluorinated greenhouse gases

Fully Flat Cassette

Design & Genius in one



Why choose fully flat cassette

- › Unique design in the market that integrates fully flat into the ceiling
- › Advanced technology and top efficiency combined
- › Most quiet cassette available on the market

FFA-A9 / FXZQ-A



Choice between grey or white panel

Benefits for the installer


- › Unique product in the market!
- › Most quiet unit (25dBA)
- › The user-friendly remote control, available in several languages, enables the easy set-up of sensor option and control of the individual flap position
- › Meeting European design taste.

Benefits for the consultant

- › Unique product in the market!
- › Blends seamlessly in any modern office interior design
- › Ideal product to improve BREEAM score/EPBD in combination with Sky Air (FFA*) or VRV IV heat pump units (FXZQ*).


Benefits for the end user

- › Engineering excellence and unique design in one
- › Most quiet unit (25dBA)
- › Perfect working conditions: no more cold draughts
- › Save up to 27% on your energy bill thanks to the optional sensors
- › Flexible usage of space and suits any room configuration thanks to individual flap control
- › User-friendly remote control, available in several languages.



Unique design

- › Designed by a European design office to fully meet the European taste.
- › Fully flat into the ceiling, leaving only 8mm.



- › Fully integrated in the one ceiling tile, enabling lights, speakers and sprinklers to be installed in adjoining ceiling tiles.
- › Decoration panel available in 2 colours (white and white-silver).



Differentiating in technology

Optional presence sensor

- › When the room is empty, it can adjust the set temperature or switch off the unit – saving energy.
- › When people are detected, the direction of the airflow is adapted to avoid cold draughts being directed towards occupants.



Optional floor sensor


- › Detects the temperature difference and re-directs the airflow to ensure even temperature distribution.



Top efficiency

- › Seasonal efficiency labels up to **A++***
- › When the room is empty, the sensor option can adjust the set temperature or switch off the unit – saving up to 27% energy.

* for FFA25,35A9 in combination with RXM25,35



Other benefits

- › Individual flap control: easily control one or more flaps via the wired remote controller (BRC1E/ BRC1H) when rearranging the room. When fully closing or blocking the flaps, the option "Sealing member of air discharge outlet" is needed.
- › Most silent cassette in the market (25dBA), important for office applications.

Marketing tools


- › https://www.daikin.eu/en_us/product-group/fully-flat-cassette.html
- › www.youtube.com/DaikinEurope



Fully flat cassette

Unique design in the market that integrates fully flat into the ceiling

- › Combination with Sky Air Alpha-series ensures best in class quality, highest efficiency and performance
- › Fully flat integration in standard architectural ceiling tiles, leaving only 8mm
- › Remarkable blend of iconic design and engineering excellence with an elegant finish in white or a combination of silver and white
- › Two optional intelligent sensors improve energy efficiency and comfort
- › Individual flap control: flexibility to suit every room layout without changing the location of the unit!
- › Optional fresh air intake
- › Branch duct discharge allows to optimize air distribution in irregular shaped rooms or to supply air to small adjacent rooms
- › Standard drain pump with 630mm lift increases flexibility and installation speed



More details and final information can be found by scanning or clicking the QR codes.



FFA-A9



RZAG-A

Efficiency data		FFA + RZAG		35A9 + 35A		50A9 + 50A		60A9 + 60A		
Cooling capacity	Min./Nom./Max.	kW		1.6 /3.5 /4.5		1.7 /5.0 /6.0		1.7 /6.0 /6.5		
Heating capacity	Min./Nom./Max.	kW		1.40 /4.00 /5.00		1.50 /5.80 /6.00		1.60 /7.00 /7.50		
Space cooling	Energy efficiency class				A++		A+			
	Capacity	Pdesign	kW		3.50		5.00		6.00	
	SEER				6.40		6.30		5.80	
	Annual energy consumption		kWh/a		191		278		362	
Space heating (Average climate)	Energy efficiency class				A		A+			
	Capacity	Pdesign	kW		4.20		4.30		4.50	
	SCOP/A				3.80		4.01		4.04	
	Annual energy consumption		kWh/a		1,546		1,501		1,558	
Indoor unit		FFA		35A9		50A9		60A9		
Dimensions	Unit	HeightxWidthxDpeth		mm		260x575x575				
Weight	Unit			kg		16.0		17.5		
Air filter	Type					Resin net				
Decoration panel	Model					BYFQ60C2W1W / BYFQ60C2W1S / BYFQ60B2W1 / BYFQ60B3W1				
	Colour					White (N9.5)/SILVER/White (RAL9010)/WHITE (RAL9010)				
	Dimensions	HeightxWidthxDpeth	mm		46x620x620 / 46x620x620 / 55x700x700 / 55x700x700					
	Weight			kg		2.8 /2.8 /2.7 /2.7				
Fan	Air flow rate	Cooling	Low/Medium/High	m ³ /min	6.5 /8.5 /10.0		8.6 /10.9 /12.7		9.5 /12.5 /14.5	
		Heating	Low/Medium/High	m ³ /min	6.5 /8.5 /10.0		8.6 /10.9 /12.7		9.5 /12.5 /14.5	
Sound power level	Cooling			dBA	51.0		56.0		60.0	
Sound pressure level	Cooling	Low/Medium/High		dBA	25.0 /30.5 /34.0		27.0 /34.0 /39.0		32.0 /40.0 /43.0	
	Heating	Low/Medium/High		dBA	25.0 /30.5 /34.0		27.0 /34.0 /39.0		32.0 /40.0 /43.0	
Control systems	Infrared remote control						BRC7EB530W (standard panel) / BRC7F530W (white panel) / BRC7F530S (grey panel)			
	Wired remote control						BRC1H52W/S/K / BRC1E53A / BRC1E53B / BRC1E53C / BRC1D52			
Power supply	Phase/Frequency/Voltage				Hz/V		1~/50 /220-240			
Outdoor unit		RZAG		35A		50A		60A		
Dimensions	Unit	HeightxWidthxDpeth		mm		734x870x373				
Weight	Unit			kg		52				
Sound power level	Cooling			dBA	62.0		63.0		64.0	
	Heating			dBA	62.0		63.0		64.0	
Sound pressure level	Cooling	Nom.		dBA	48.0		49.0		50.0	
	Heating	Nom.		dBA	48.0		49.0		50.0	
Operation range	Cooling	Ambient	Min.~Max.	°CDB			-20~-52			
	Heating	Ambient	Min.~Max.	°CWB			-20~-24			
Refrigerant	Type/GWP						R-32/675.0			
	Charge		kg/TCO2Eq				1.55 /1.05			
Piping connections	Liquid/Gas OD		mm		6.35 /9.50		6.35 /12.7			
	Piping length	OU - IU	Max.		m		50			
	System Chargeless				m		30			
	Additional refrigerant charge		kg/m				0.02 (for piping length exceeding 30m)			
	Level difference IU - OU		Max.		m		30.0			
Power supply	Phase/Frequency/Voltage				Hz/V		1~/50 /220-240			

Contains fluorinated greenhouse gases

Fully flat cassette

Unique design in the market that integrates fully flat into the ceiling

- > Combination with split outdoor units is ideal for small retail, offices and residential applications
- > Fully flat integration in standard architectural ceiling tiles, leaving only 8mm
- > Remarkable blend of iconic design and engineering excellence with an elegant finish in white or a combination of silver and white
- > Unified indoor unit range for R-32 and R-410A
- > Two optional intelligent sensors improve energy efficiency and comfort
- > Individual flap control: flexibility to suit every room layout without changing the location of the unit!
- > Optional fresh air intake
- > Branch duct discharge allows to optimize air distribution in irregular shaped rooms or to supply air to small adjacent rooms
- > Standard drain pump with 630mm lift increases flexibility and installation speed



More details and final information can be found by scanning or clicking the QR codes.



FFA-A9



RXM-R



RXM-R9

Efficiency data		FFA + RXM	25A9 + 25R9	35A9 + 35R9	50A9 + 50R	60A9 + 60R		
Cooling capacity	Nom.	kW	2.50	3.40	5.00	5.70		
Heating capacity	Nom.	kW	3.20	4.20	5.80	7.00		
Space cooling	Energy efficiency class		A++		A+			
	Capacity	Pdesign	kW	2.50	3.40	5.00	5.70	
	SEER		6.17	6.38	5.98	5.76		
	Annual energy consumption	kWh/a	142	186	293	346		
Space heating (Average climate)	Energy efficiency class		A+		A			
	Capacity	Pdesign	kW	2.31	3.10	3.84	3.96	
	SCOP/A		4.24	4.10	3.90	4.04		
	Annual energy consumption	kWh/a	762	1,058	1,378	1,373		
Indoor unit		FFA	25A9	35A9	50A9	60A9		
Dimensions	Unit	HeightxWidthxDpeth	mm					
Weight	Unit		16.0		17.5			
Air filter	Type		Resin net					
Decoration panel	Model		BYFQ60C2W1W / BYFQ60C2W1S / BYFQ60B2W1 / BYFQ60B3W1					
	Colour		White (N9.5)/SILVER/White (RAL9010)/WHITE (RAL9010)					
	Dimensions	HeightxWidthxDpeth	mm					
	Weight		kg					
			46x620x620 / 46x620x620 / 55x700x700 / 55x700x700					
			2.8/2.8/2.7/2.7					
Fan	Air flow rate	Cooling	Low/Medium/High	m ³ /min	6.5/8.0/9.0	6.5/8.5/10.0	8.6/10.9/12.7	9.5/12.5/14.5
		Heating	Low/Medium/High	m ³ /min	6.5/8.0/9.0	6.5/8.5/10.0	8.6/10.9/12.7	9.5/12.5/14.5
Sound power level	Cooling			dBA	48.0	51.0	56.0	60.0
Sound pressure level	Cooling	Low/Medium/High		dBA	25.0/28.5/31.0	25.0/30.5/34.0	27.0/34.0/39.0	32.0/40.0/43.0
	Heating	Low/Medium/High		dBA	25.0/28.5/31.0	25.0/30.5/34.0	27.0/34.0/39.0	32.0/40.0/43.0
Control systems	Infrared remote control		BRC7EB530W (standard panel) / BRC7F530W (white panel) / BRC7F530S (grey panel)					
	Wired remote control		BRC1H52W/S/K / BRC1E53A / BRC1E53B / BRC1E53C / BRC1D52					
Power supply	Phase/Frequency/Voltage		Hz/V					
			1~/50 /220-240					
Outdoor unit		RXM	25R9	35R9	50R	60R		
Dimensions	Unit	HeightxWidthxDpeth	552x840x350		734x870x373			
Weight	Unit		32		49.0			
Sound pressure level	Cooling	Nom.	dBA	46.0	49.0	48.0		
	Heating	Nom.	dBA	47.0		49.0		
Operation range	Cooling	Ambient	Min.~Max.	-10~50/46		-10~50/46		
Refrigerant	Type		R-32					
	GWP		675		675.0			
	Charge	kg/TCO2Eq	0.76 /0.52		1.15 /0.780			
Piping connections	Liquid	OD	mm					
	Gas	OD	9.50		12.7			
	Piping length	OU - IU	Max.	m		30		
		System	Chargeless	m		-		
	Additional refrigerant charge		kg/m	0.02 (for piping length exceeding 10m)				
	Level difference IU - OU	Max.	m		20.0			
Power supply	Phase/Frequency/Voltage		Hz/V					
			1~/50 /220-240					
Current - 50Hz	Maximum fuse amps (MFA)		-		16			

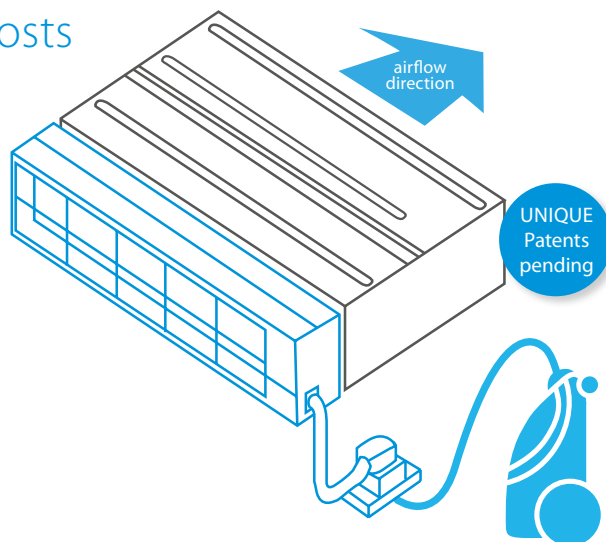
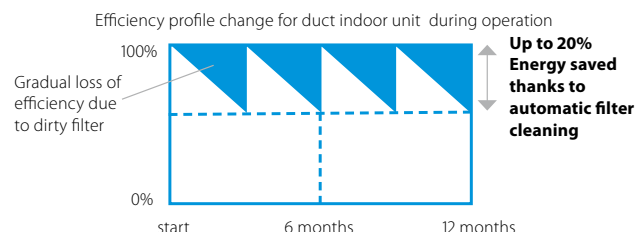
Contains fluorinated greenhouse gases

Auto cleaning filter for concealed ceiling units

The unique automatic cleaning filter achieves higher efficiency and comfort with lower maintenance costs

Reduce running costs

- › Automatic filter cleaning ensures low maintenance costs because the filter is always clean



Minimal time required for filter cleaning

- › The dust box can be emptied with a vacuum cleaner for fast and easy cleaning
- › No more dirty ceilings

Improved indoor air quality

- › Optimum airflow eliminates draft and insulates sound

Superb reliability

- › Prevents clogged filters for seamless operation

Unique technology

- › Unique and innovative filter technology inspired by the Daikin auto cleaning cassette



How does it work?

- 1 Scheduled automatic filter cleaning
- 2 Dust collects in a dust box that's integrated into the unit
- 3 The dust can easily be removed with a vacuum cleaner

Combination table

	Split / Sky Air				VRV						
	FDXM-F9				FXDA-A/FXDQ-A3						
	25	35	50	60	15	20	25	32	40	50	63
BAE20A62	•	•			•	•	•	•			
BAE20A82									•	•	
BAE20A102			•	•							•



youtube.com/DaikinEurope



Specifications

	BAE20A62	BAE20A82	BAE20A102
Height (mm)	210		
Width (mm)	830	1,030	1,230
Depth (mm)	188		

Slim concealed ceiling unit

Compact concealed ceiling unit, with a height of only 200mm

- › Combination with Sky Air Alpha-series ensures best in class quality, highest efficiency and performance
- › Invisible unit as the unit is concealed in the ceiling: only the suction and discharge grilles are visible
- › Compact dimensions, can easily be mounted in a ceiling void of only 240mm
- › Medium external static pressure up to 40Pa facilitates unit use with flexible ducts of varying lengths
- › Auto cleaning filter option ensures maximum efficiency, comfort and reliability by regular filter cleaning
- › Multi zoning kit allows multiple individually-controlled climate zones to be served by one indoor unit
- › Onecta app (optional): control your indoor from any location with an app, via your local network or internet and keep an overview on your energy consumption

with auto cleaning and multi zoning option



More details and final information can be found by scanning or clicking the QR codes.



FDXM-F9



RZAG-A

Efficiency data		FDXM + RZAG		35F9 + 35A		50F9 + 50A		60F9 + 60A			
Cooling capacity	Min./Nom./Max.	kW		1.6 /3.5 /4.5		1.7 /5.0 /6.0		1.7 /6.0 /6.5			
Heating capacity	Min./Nom./Max.	kW		1.40 /4.00 /5.00		1.70 /5.00 /6.00		1.70 /7.00 /7.50			
Space cooling	Energy efficiency class					A+					
	Capacity	Pdesign	kW	3.50		5.00		6.00			
	SEER			5.90				5.70			
	Annual energy consumption			kWh/a		208		296			
Space heating (Average climate)	Energy efficiency class					A					
	Capacity	Pdesign	kW	3.50		4.30		4.50			
	SCOP/A					3.90					
	Annual energy consumption			kWh/a		1,255		1,544			
Annual energy consumption		kWh/a		1,616							
Indoor unit		FDXM		35F9		50F9		60F9			
Dimensions	Unit	HeightxWidthxD	Depth	mm		200x750x620		200x1,150x620			
Weight	Unit	kg			21		28				
Air filter	Type	Removable / washable									
Fan	Air flow rate	Cooling	Low/Medium/High	m ³ /min		7.3/8.0/8.7		13.3/14.6/15.8		13.5/14.8/16.0	
		Heating	Low/Medium/High	m ³ /min		7.3/8.0/8.7		13.3/14.6/15.8		13.5/14.8/16.0	
	External static pressure	Nom.	Pa			30		40			
Sound power level	Cooling	dBA			53.0		55.0		56.0		
	Heating	dBA			53.0		55.0		56.0		
Sound pressure level	Cooling	Low/High	dBA			27.0 /35.0		30.0 /38.0			
	Heating	Low/High	dBA			27.0 /35.0		30.0 /38.0			
Control systems	Infrared remote control			BRC4C65							
	Wired remote control			BRC1H52W/S/K, BRC1E53A/B/C, BRC1D52							
Outdoor unit		RZAG		35A		50A		60A			
Dimensions	Unit	HeightxWidthxD	mm			734x870x373					
Weight	Unit	kg			52						
Sound power level	Cooling	dBA			62.0		63.0		64.0		
	Heating	dBA			62.0		63.0		64.0		
Sound pressure level	Cooling	Nom.	dBA			48.0		49.0		50.0	
	Heating	Nom.	dBA			48.0		49.0		50.0	
Operation range	Cooling	Ambient	Min.~Max.	°CDB		-20~-52					
	Heating	Ambient	Min.~Max.	°CWB		-20~-24					
Refrigerant	Type/GWP			R-32/675.0							
	Charge			kg/TCO ₂ Eq		1.55 /1.05					
Piping connections	Liquid/Gas OD			mm		6.35/9.50		6.35/12.7			
	Piping length	OU - IU	Max.	m		50					
	System Chargeless			m		30					
	Additional refrigerant charge			kg/m		0.02 (for piping length exceeding 30m)					
Power supply	Level difference IU - OU			Max.		m		30.0			
	Phase/Frequency/Voltage			Hz/V		1~/50 /220-240					

Contains fluorinated greenhouse gases

Slim concealed ceiling unit

Compact concealed ceiling unit, with a height of only 200mm

- › Combination with split outdoor units is ideal for small retail, offices and residential applications
- › Invisible unit as the unit is concealed in the ceiling: only the suction and discharge grilles are visible
- › Compact dimensions, can easily be mounted in a ceiling void of only 240mm
- › Medium external static pressure up to 40Pa facilitates unit use with flexible ducts of varying lengths
- › Auto cleaning filter option ensures maximum efficiency, comfort and reliability by regular filter cleaning
- › Multi zoning kit allows multiple individually-controlled climate zones to be served by one indoor unit
- › Onecta app (optional): control your indoor from any location with an app, via your local network or internet and keep an overview on your energy consumption

with auto cleaning and multi zoning option



More details and final information can be found by scanning or clicking the QR codes.



FDXM-F9



RXM-R



RXM-R9


Efficiency data		FDXM + RXM		25F9 + 25R9	35F9 + 35R9	50F9 + 50R	60F9 + 60R	
Cooling capacity	Min./Nom./Max.	kW		1.30/2.40/3.00	1.40/3.40/3.80	1.70/5.00/5.30	1.70/6.00/6.50	
Heating capacity	Min./Nom./Max.	kW		1.30/3.20/4.50	1.40/4.00/5.00	1.70/5.80/6.00	1.70/7.00/7.10	
Space cooling	Energy efficiency class			A+	A	A+	A	
	Capacity	Pdesign	kW	2.40	3.40	5.00	6.00	
	SEER			5.68	5.26	5.77	5.56	
	Annual energy consumption		kWh/a	148	226	303	378	
Space heating (Average climate)	Energy efficiency class			A+		A		
	Capacity	Pdesign	kW	2.60	2.90	4.00	4.60	
	SCOP/A			4.24	3.88	3.93	3.80	
	Annual energy consumption		kWh/a	858	1,046	1,424	1,693	
Indoor unit		FDXM		25F9	35F9	50F9	60F9	
Dimensions	Unit	HeightxWidthxDepth		mm		200x750x620		
Weight	Unit	kg		21		28		
Air filter	Type	Removable / washable						
Fan	Air flow rate	Cooling	Low/Medium/High	m ³ /min		7.3/8.0/8.7		
		Heating	Low/Medium/High	m ³ /min		7.3/8.0/8.7		
	External static pressure	Nom.	Pa	30		40		
Sound power level	Cooling	dBA		53.0		55.0		
	Heating	dBA		53.0		55.0		
Sound pressure level	Cooling	Low/High	dBA		27.0/35.0		30.0/38.0	
	Heating	Low/High	dBA		27.0/35.0		30.0/38.0	
Control systems	Infrared remote control		BRC4C65					
	Wired remote control		BRC1H52W/S/K, BRC1E53A/B/C, BRC1D5					
Outdoor unit		RXM		25R9	35R9	50R	60R	
Dimensions	Unit	HeightxWidthxDepth		mm		552x840x350		
Weight	Unit	kg		32		49.0		
Sound pressure level	Cooling	Nom.	dBA		46.0		49.0	
	Heating	Nom.	dBA		47.0		49.0	
Operation range	Cooling	Ambient	Min.~Max.	°CDB		-10~50/46		
Refrigerant	Type/GWP		R-32/675.0					
	Charge		kg/TCO ₂ Eq	0.76/0.52		1.15/0.780		
Piping connections	Liquid/Gas OD		mm		6.35/9.50		6.35/12.7	
	Piping length	OU - IU	Max.	m		20		
		System	Chargeless	m		10		
	Additional refrigerant charge		kg/m		0.02 (for piping length exceeding 10m)			
Level difference IU - OU	Max.		m		15		20	
Power supply	Phase/Frequency/Voltage		Hz/V		1~/50 /220-240			
Current - 50Hz	Maximum fuse amps (MFA)		A		-			

Contains fluorinated greenhouse gases

Concealed ceiling unit with medium ESP

Slimmest yet most powerful medium static pressure unit on the market

- › Slimmest unit in class, only 245mm (300mm built-in height) and therefore narrow ceiling voids are no longer a challenge
- › Low operation sound level down to 25dBA
- › Medium external static pressure up to 150Pa facilitates using flexible ducts of varying lengths
- › Possibility to change ESP via wired remote control allows optimisation of the supply air volume
- › Discretely concealed in the ceiling: only the suction and discharge grilles are visible
- › Multi zoning kit allows multiple individually-controlled climate zones to be served by one indoor unit
- › Optional fresh air intake
- › Flexible installation: air suction direction can be altered from rear to bottom suction and choice between free use or connection to optional suction grilles
- › Standard built-in drain pump with 625mm lift increases flexibility and installation speed



More details and final information can be found by scanning or clicking the QR codes.



FBA-A(9)



RZAG-A



RZAG-NV1



RZAG-NY1

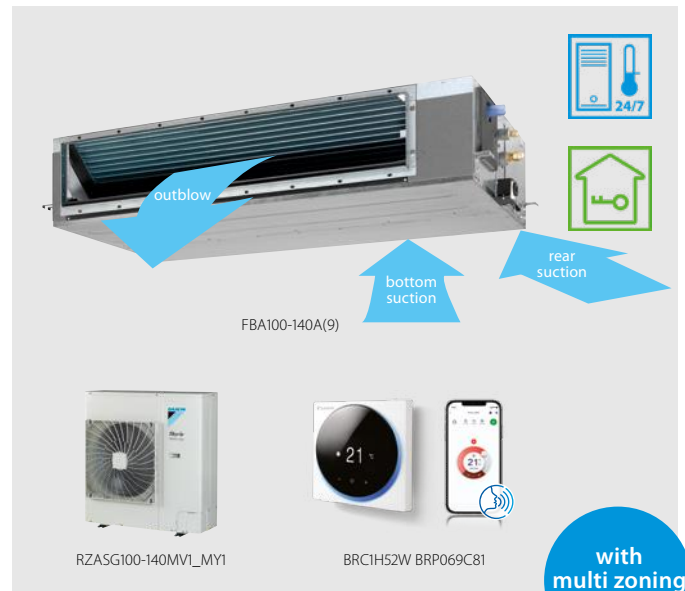
Efficiency data			FBA + RZAG															
			35A9+35A	50A9+50A	60A9+60A	71A9+71NV1	100A+100NV1	125A+125NV1	140A+140NV1	71A9+71NY1	100A+100NY1	125A+125NY1	140A+140NY1					
Cooling capacity	Min./Nom./Max.	kW	1.6/3.5/5.0	1.7/5.0/6.0	1.7/6.0/7.0	-/6.80/-	-/9.50/-	-/12.1/-	-/13.4/-	-/6.80/-	-/9.50/-	-/12.1/-	-/13.4/-					
	Heating capacity	Min./Nom./Max.	kW	1.40/4.00/5.00	1.70/6.00/6.00	1.70/7.00/7.50	-/7.50/-	-/10.8/-	-/13.5/-	-/15.5/-	-/7.50/-	-/10.8/-	-/13.5/-	-/15.5/-				
Power input	Cooling	Nom.	kW	0.78	1.25	1.48												
	Heating	Nom.	kW	0.91	1.58	2.06												
Space cooling	Energy efficiency class			A++														
	Capacity	Pdesign	kW	3.50	5.00	6.00	6.80	9.50	12.1	13.4	6.80	9.50	12.1	13.4				
	SEER			6.12	6.30	6.15	6.50	6.47	6.56	6.42	6.50	6.47	6.56	6.42				
	ηs,c		%						259	254			259	254				
	Annual energy consumption		kWh/a	200	278	341	366	514	1,107	1,252	366	514	1,107	1,252				
Space heating (Average climate)	Energy efficiency class			A+														
	Capacity	Pdesign	kW	4.20	4.30	4.50	4.70	7.80	9.52		4.70	7.80	9.52					
	SCOP/A			4.10			4.20	4.36	4.37	4.34	4.20	4.36	4.37	4.34				
	ηs,h		%						172	171			172	171				
	Annual energy consumption		kWh/a	1,434	1,469	1,537	1,566	2,505	3,050	3,070	1,566	2,505	3,050	3,070				
Indoor unit			FBA	35A9	50A9	60A9	71A9	100A	125A	140A	71A9	100A	125A	140A				
Dimensions	Unit	HeightxWidthxDepth	mm	245x700x800			245x1,000x800		245x1,400x800		245x1,000x800		245x1,400x800					
Weight	Unit		kg	28.0			35.0		46.0		35.0		46.0					
Air filter	Type			Resinnet														
Fan	Air flow rate	Cooling	Low/Medium/High	10.5/12.5/15.0			12.5/15.0/18.0		23.0/26.0/29.0		23.5/29.0/34.0		12.5/15.0/18.0		23.0/26.0/29.0		23.5/29.0/34.0	
		Heating	Low/Medium/High	10.5/12.5/15.0			12.5/15.0/18.0		23.0/26.0/29.0		23.5/29.0/34.0		12.5/15.0/18.0		23.0/26.0/29.0		23.5/29.0/34.0	
	External static pressure	Nom./High	Pa	30/150			40/150		50/150		30/150		40/150		50/150			
Sound power level	Cooling		dBA	60.0			56.0		58.0		62.0		56.0		58.0		62.0	
Sound pressure level	Cooling	Low / Medium / High	dBA	29.0/32.0/35.0			25.0/28.0/30.0		30.0/32.0/34.0		32.0/35.0/37.0		25.0/28.0/30.0		30.0/32.0/34.0		32.0/35.0/37.0	
	Heating	Low / Medium / High	dBA	29.0/34.0/37.0			25.0/28.0/31.0		30.0/33.0/36.0		32.0/35.0/38.0		25.0/28.0/31.0		30.0/33.0/36.0		32.0/35.0/38.0	
Control systems	Infrared remote control			BRC4C65 / BRC4C66														
	Wired remote control			BRC1H52W/S/K / BRC1E53A / BRC1E53B / BRC1E53C / BRC1D52														
Piping connections	Drain			VP20 (I.D. 20/O.D. 26)														
Drain-up height			mm	625														
Outdoor unit			RZAG	35A	50A	60A	71NV1	100NV1	125NV1	140NV1	71NY1	100NY1	125NY1	140NY1				
Dimensions	Unit	HeightxWidthxDepth	mm	734x870x373						870x1,100x460								
Weight	Unit		kg	52						81								
Sound power level	Cooling		dBA	62.0	63.0	64.0	64	66	69	70	64	66	69	70				
	Heating		dBA	62.0	63.0	64.0			68	71			68	71				
Sound pressure level	Cooling	Nom.	dBA	48.0	49.0	50.0	46	47	49	50	46	47	49	50				
	Heating	Nom.	dBA	48.0	49.0	50.0	48	50	52		48	50	52					
Operation range	Cooling	Ambient Min.~Max.	°CDB	---						-20 ~52								
	Heating	Ambient Min.~Max.	°CWB	---						-20 ~18								
Refrigerant	Type/GWP			R-32/675.0						R-32/675								
	Charge	kg/TCO2Eq		1.55/1.05			3.20/2.16		3.70/2.50		3.20/2.16		3.70/2.50					
Piping connections	Liquid/Gas OD		mm	6.35/9.50		6.35/12.7		10/15.9										
	Piping length	OU - IU Max.	m	50			55		85		55		85					
	System	Equivalent Chargeless	m	-			75		100		75		100					
	Additional refrigerant charge		kg/m	30						40								
	Level difference	IU - OU Max.	m	30.0			-											
Power supply	Phase/Frequency/Voltage		Hz/V	1~/50 /220-240						3~/50 /380-415								
Current - 50Hz	Maximum fuse amps (MFA)		A	-						20		32		16				

Contains fluorinated greenhouse gases

Concealed ceiling unit with medium ESP

Slimmest yet most powerful medium static pressure unit on the market

- > Combination with Sky Air Advance-series ensures good value for money for all types of commercial applications
- > Slimmest unit in class, only 245mm (300mm built-in height) and therefore narrow ceiling voids are no longer a challenge
- > Low operation sound level down to 25dBA
- > Medium external static pressure up to 150Pa facilitates using flexible ducts of varying lengths
- > Possibility to change ESP via wired remote control allows optimisation of the supply air volume

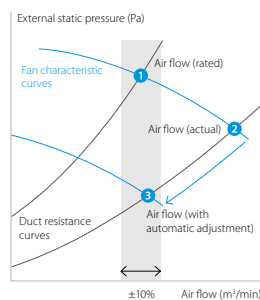


Optimised supply air volume

Automatically selects the most appropriate fan curve to achieve the units' nominal air flow within ±10%

Why?

After installation the real ducting will frequently differ from the initially calculated air flow resistance → the real air flow may be much lower or higher than nominal, leading to a lack of capacity or uncomfortable air temperature. Automatic Airflow Adjustment function will adapt the unit's fan speed to any ducting automatically (10 or more fan curves are available on every model), making installation much faster



More details and final information can be found by scanning or clicking the QR codes.



FBA-A(9)



RZASG-MV1



RZASG-MY1

Efficiency data		FBA + RZASG		71A9 + 71MV1	100A + 100MV1	125A + 125MV1	140A + 140MV1	100A + 100MY1	125A + 125MY1	140A + 140MY1
Cooling capacity	Nom.	kW		6.80	9.50	12.1	13.4	9.50	12.1	13.4
Heating capacity	Nom.	kW		7.50	10.8	13.5	15.5	10.8	13.5	15.5
Space cooling	Energy efficiency class			A++	A+	-	-	A+	-	-
	Capacity	Pdesign	kW	6.80	9.50	12.1	13.4	9.50	12.1	13.4
	SEER			6.19	5.83	5.49	5.81	5.83	5.49	5.81
	ηs,c		%	-	-	217	229	-	217	229
	Annual energy consumption	kWh/a		385	570	1,322	1,384	570	1,322	1,384
Space heating (Average climate)	Energy efficiency class			A+	A	-	-	A	-	-
	Capacity	Pdesign	kW	4.50	6.00	-	7.80	6.00	-	7.80
	SCOP/A			4.01	3.85	3.63	3.85	3.63	3.85	3.85
	ηs,h		%	-	-	142	151	-	142	151
	Annual energy consumption	kWh/a		1,571	2,182	2,314	2,836	2,182	2,314	2,836
Indoor unit		FBA		71A9	100A	125A	140A	100A	125A	140A
Dimensions	Unit	HeightxWidthxDepth		mm	245x1,000 x800	245x1,400x800				
Weight	Unit	kg		35.0	46.0					
Air filter	Type	Resin net								
Fan	Air flow rate	Cooling	Low/Medium/High	m³/min	12.5 / 15.0 / 18.0	23.0 / 26.0 / 29.0	23.5 / 29.0 / 34.0	23.0 / 26.0 / 29.0	23.5 / 29.0 / 34.0	23.5 / 29.0 / 34.0
	Heating	Low/Medium/High	m³/min	12.5 / 15.0 / 18.0	23.0 / 26.0 / 29.0	23.5 / 29.0 / 34.0	23.0 / 26.0 / 29.0	23.5 / 29.0 / 34.0	23.5 / 29.0 / 34.0	
	External static pressure	Nom./High	Pa	30 / 150	40 / 150	50 / 150	40 / 150	50 / 150		
Sound power level	Cooling	dBA		56.0	58.0	62.0	58.0	62.0		
Sound pressure level	Cooling	Low/Medium/High	dBA	25.0 / 28.0 / 30.0	30.0 / 32.0 / 34.0	32.0 / 35.0 / 37.0	30.0 / 32.0 / 34.0	32.0 / 35.0 / 37.0		
	Heating	Low/Medium/High	dBA	25.0 / 28.0 / 31.0	30.0 / 33.0 / 36.0	32.0 / 35.0 / 38.0	30.0 / 33.0 / 36.0	32.0 / 35.0 / 38.0		
Control systems	Infrared remote control		BRC4C65 / BRC4C66							
	Wired remote control		BRC1H52W/S/K / BRC1E53A / BRC1E53B / BRC1E53C / BRC1D52							
Power supply	Phase/Frequency/Voltage	Hz/V		1~/50/60/220-240/220						
Outdoor unit		RZASG		71MV1	100MV1	125MV1	140MV1	100MY1	125MY1	140MY1
Dimensions	Unit	HeightxWidthxDepth		mm	770x900x320	990x940x320				
Weight	Unit	kg		60	70	78	70	71	77	
Sound power level	Cooling	dBA		65	70	71	73	70	71	73
	Heating	dBA		-	71	73	-	71	73	
Sound pressure level	Cooling	Nom.	dBA	46	53	54	53	54		
	Heating	Nom.	dBA	47	57					
Operation range	Cooling	Ambient	Min.~Max.	°CDB	-15 ~46					
	Heating	Ambient	Min.~Max.	°CWB	-15 ~15.5					
Refrigerant	Type/GWP		R-32/675							
	Charge	kg/TCO2Eq		2.45 / 1.65	2.60 / 1.76	2.90 / 1.96	2.60 / 1.76	2.90 / 1.96		
Piping connections	Liquid/Gas OD		mm		9.52 / 15.9					
	Piping length	OU - IU	Max.	m	50					
		System	Equivalent	m	70					
		Chargeless	m	30						
	Additional refrigerant charge	kg/m		See installation manual						
Level difference	IU - OU	Max.	m	30.0						
Power supply	Phase/Frequency/Voltage	Hz/V		1~/50 / 220-240				3~/50 / 380-415		
Current - 50Hz	Maximum fuse amps (MFA)	A		20	25	32	16			

Contains fluorinated greenhouse gases

Concealed ceiling unit with medium ESP

Slimmest yet most powerful medium static pressure unit on the market

- > Ideal solution for small businesses and shops
- > Slimmest unit in class, only 245mm (300mm built-in height) and therefore narrow ceiling voids are no longer a challenge
- > Low operation sound level down to 25dBA
- > Medium external static pressure up to 150Pa facilitates using flexible ducts of varying lengths
- > Possibility to change ESP via wired remote control allows optimisation of the supply air volume
- > Discretely concealed in the ceiling: only the suction and discharge grilles are visible
- > Multi zoning kit allows multiple individually-controlled climate zones to be served by one indoor unit
- > Reduced energy consumption thanks to specially developed DC fan motor
- > Optional fresh air intake
- > Flexible installation: air suction direction can be altered from rear to bottom suction and choice between free use or connection to optional suction grilles
- > Standard built-in drain pump with 625mm lift increases flexibility and installation speed



More details and final information can be found by scanning or clicking the QR codes.



FBA-A(9)



ARXM-R



AZAS-MV1



AZAS-MY1

Efficiency data		FCAG + ARXM / AZAS		71A9 + ARXM71R	100A + AZAS100MV1	125A + AZAS125MV1	140A + AZAS140MV1	100A + AZAS100MY1	125A + AZAS125MY1	140A + AZAS140MY1
Cooling capacity	Nom.	kW		6.80	9.50	12.1	13.4	9.50	12.1	13.4
Heating capacity	Nom.	kW		7.50	10.8	13.5	15.5	10.8	13.5	15.5
Space cooling	Energy efficiency class			A	A	-	-	A	-	-
	Capacity	Pdesign	kW	6.80	9.50	12.1	13.0	9.50	12.1	13.0
	SEER			5.57	5.25	4.85	5.50	5.25	4.85	5.50
	ηs,c			-	-	191	217	-	191	217
Space heating (Average climate)	Annual energy consumption		kWh/a	427	633	1,497	1,418	633	1,497	1,418
	Energy efficiency class			A	-	-	-	A	-	-
	Capacity	Pdesign	kW	4.50	6.00	7.80	7.80	6.00	7.80	7.80
	SCOP/A			-	3.81	3.55	3.85	3.81	3.55	3.85
	ηs,h			-	-	139	151	-	139	151
Annual energy consumption		kWh/a	1,652	2,205	2,366	2,836	2,205	2,366	2,836	
Indoor unit		FBA 71A9		100A	125A	140A	100A	125A	140A	
Dimensions	Unit	HeightxWidthxDepth	mm	245x1,000x800	245x1,400x800					
Weight	Unit		kg	35.0	46.0					
Air filter	Type			Resinnet						
Fan	Air flow rate	Cooling	Low/Medium/High	m³/min	12.5/15.0/18.0	23.0/26.0/29.0	23.5/29.0/34.0	23.0/26.0/29.0	23.5/29.0/34.0	
		Heating	Low/Medium/High	m³/min	12.5/15.0/18.0	23.0/26.0/29.0	23.5/29.0/34.0	23.0/26.0/29.0	23.5/29.0/34.0	
	External static pressure	Nom./High	Pa	30/150	40/150	50/150	40/150	50/150		
Sound power level	Cooling		dBA	56.0	58.0	62.0	58.0	62.0		
Sound pressure level	Cooling	Low/Medium/High	dBA	25.0/28.0/30.0	30.0/32.0/34.0	32.0/35.0/37.0	30.0/32.0/34.0	32.0/35.0/37.0		
	Heating	Low/Medium/High	dBA	25.0/28.0/31.0	30.0/33.0/36.0	32.0/35.0/38.0	30.0/33.0/36.0	32.0/35.0/38.0		
Control systems	Infrared remote control			BRC4C65 / BRC4C66						
	Wired remote control			BRC1H52W/S/K / BRC1E53A / BRC1E53B / BRC1E53C / BRC1D52						
Power supply	Phase/Frequency/Voltage		Hz/V	1~/50/60/220-240/220						
Outdoor unit		ARXM71R		AZAS100MV1	AZAS125MV1	AZAS140MV1	AZAS100MY1	AZAS125MY1	AZAS140MY1	
Dimensions	Unit	HeightxWidthxDepth	mm	734x954x401	990x940x320					
Weight	Unit		kg	49.0	70	78	70	77		
Sound power level	Cooling	Nom.	dBA	-	70	71	70	71		
		Max.	dBA	-	-	71	-	71		
Sound pressure level	Cooling	Nom.	dBA	52.0	53	54	53	54		
	Heating	Nom.	dBA	52.0	-	57	-	57		
Operation range	Cooling	Ambient	Min.~Max.	°CDB	-10~46	-	-5~46	-		
	Heating	Ambient	Min.~Max.	°CWB	-15~18	-	-15~15.5	-		
Refrigerant	Type/GWP			R-32/675						
Piping connections	Charge		kg/TCO2Eq	1.15/0.780	2.60/1.76	2.90/1.96	2.60/1.76	2.90/1.96		
	Liquid/Gas	OD	mm	9.52/15.9						
Piping length	OU - IU	Max.	m	30						
	System	Equivalent	m	50						
		Chargeless	m	30						
Additional refrigerant charge	Charge		kg/m	0.035						
	Level difference IU - OU		Max.	m	20.0					
Power supply	Phase/Frequency/Voltage		Hz/V	1~/50 /220-240				3~/50 /380-415		
Current - 50Hz	Maximum fuse amps (MFA)		A	-	25	32	-	16		

Contains fluorinated greenhouse gases

Concealed ceiling unit with medium ESP

Slimmest yet most powerful medium static pressure unit on the market

- > Combination with split outdoor units is ideal for small retail, offices and residential applications
- > Slimmest unit in class, only 245mm (300mm built-in height) and therefore narrow ceiling voids are no longer a challenge
- > Low operation sound level down to 25dBA
- > Medium external static pressure up to 150Pa facilitates using flexible ducts of varying lengths
- > Possibility to change ESP via wired remote control allows optimisation of the supply air volume



Optimised supply air volume

Automatically selects the most appropriate fan curve to achieve the units' nominal air flow within ±10%

Why?
After installation the real ducting will frequently differ from the initially calculated air flow resistance → the real air flow may be much lower or higher than nominal, leading to a lack of capacity or uncomfortable air temperature. Automatic Airflow Adjustment function will adapt the unit's fan speed to any ducting automatically (10 or more fan curves are available on every model), making installation much faster

More details and final information can be found by scanning or clicking the QR codes.




Efficiency data		FBA + RXM	35A9 + 35R9	50A9 + 50R	60A9 + 60R	
Cooling capacity	Nom.	kW	3.40	5.00	5.70	
Heating capacity	Nom.	kW	4.00	5.50	7.00	
Space cooling	Energy efficiency class		A++			
	Capacity	Pdesign	kW	3.40	5.00	5.70
	SEER			6.23	6.27	5.91
	Annual energy consumption		kWh/a	191	279	336
Space heating (Average climate)	Energy efficiency class		A+			
	Capacity	Pdesign	kW	2.90	4.40	4.60
	SCOP/A			4.07	4.06	4.01
	Annual energy consumption		kWh/a	996	1,517	1,607
Indoor unit		FBA	35A9	50A9	60A9	
Dimensions	Unit	HeightxWidthxDepth	mm	245x700x800	245x1,000x800	
Weight	Unit		kg	28.0	35.0	
Air filter	Type			Resin net		
Fan	Air flow rate	Cooling Low/Medium/High	m³/min	10.5 / 12.5 / 15.0	12.5 / 15.0 / 18.0	
		Heating Low/Medium/High	m³/min	10.5 / 12.5 / 15.0	12.5 / 15.0 / 18.0	
	External static pressure	Nom./High	Pa	30 / 150		
Sound power level	Cooling		dBA	60.0		
Sound pressure level	Cooling	Low/Medium/High	dBA	29.0 / 32.0 / 35.0		
	Heating	Low/Medium/High	dBA	29.0 / 34.0 / 37.0		
Control systems	Infrared remote control			BRC4C65 / BRC4C66		
	Wired remote control			BRC1H52W/S/K / BRC1E53A / BRC1E53B / BRC1E53C / BRC1D52		
Power supply	Phase/Frequency/Voltage		Hz/V	1~/50/60/220-240/220		
Outdoor unit		RXM	35R9	50R	60R	
Dimensions	Unit	HeightxWidthxDepth	mm	552x840x350	734x870x373	
Weight	Unit		kg	32	49.0	
Sound pressure level	Cooling	Nom.	dBA	49.0	48.0	
	Heating	Nom.	dBA	49.0	48.0	
Operation range	Cooling	Ambient Min.~Max.	°CDB	-10 ~50 / 46		
	Heating	Ambient Min.~Max.	°CWB	-20~24		
Refrigerant	Type			R-32		
	GWP			675	675.0	
	Charge		kg/TCO2Eq	0.76 / 0.52	1.15 / 0.780	
Piping connections	Liquid	OD	mm	6.35		
	Gas	OD	mm	9.50	12.7	
	Piping length	OU - IU Max. System Chargeless	m	20	30	
			m	10	-	
	Additional refrigerant charge		kg/m	0.02 (for piping length exceeding 10m)		
	Level difference	IU - OU Max.	m	15	20.0	
Power supply	Phase/Frequency/Voltage		Hz/V	1~/50 / 220-240		
Current - 50Hz	Maximum fuse amps (MFA)		A	-	16	

Contains fluorinated greenhouse gases

Concealed ceiling unit with high ESP

ESP up to 200 Pa, ideal for large sized spaces

- > High external static pressure up to 200Pa facilitates extensive duct and grille network
- > Possibility to change ESP via wired remote control allows optimisation of the supply air volume
- > Discretely concealed in the ceiling: only the suction and discharge grilles are visible
- > Built-in drain pump (625mm) increases the flexibility and installation speed (standard for FDA125, optional for FDA200-250)
- > Standard supplied suction filter simplifies installation



More details and final information can be found by scanning or clicking the QR codes.



FDA-A



RZAG-NV1



RZAG-NY1



RZASG-MV1



RZASG-MY1

Efficiency data		FDA + RZAG / RZASG		Sky Air Alpha-series		Sky Air Advance-series		
				125A + 125NV1	125A + 125NY1	125A + 125MV1	125A + 125MY1	
Cooling capacity	Min./Nom./Max.					-/12.1 /-		
Heating capacity	Min./Nom./Max.					-/13.5 /-		
Space cooling	Capacity	Pdesign					12.1	
	SEER			6.59			5.03	
	ηs,c			261			198	
Space heating (Average climate)	Annual energy consumption			1,102			1,444	
	Capacity	Pdesign			9.52			6.00
	SCOP/A			4.35			3.58	
	ηs,h			171			140	
Annual energy consumption			3,064			2,346		
Indoor unit				FDA	125A	125A	125A	
Dimensions	Unit	HeightxWidthxDpeth		mm	300x1,400x700			
Weight	Unit			kg	45			
Required ceiling void >				mm	350			
Air filter	Type				Resinnet			
Decoration panel	Colour				BYBS125DJW1			
	Dimensions			HeightxWidthxDpeth	mm	White(10Y9/0.5)		
	Weight			kg	55x1,500x500			
Fan	Air flow	Cooling	Low/High	m ³ /min	28.0/39.0			
	rate	Heating	Low/High	m ³ /min	28.0/39.0			
	External static pressure	Nom./High		Pa	50/200			
Sound power level	Cooling			dBA	66			
Sound pressure level	Cooling	Low / Medium / High		dBA	33/-/40			
	Heating	Low / Medium / High		dBA	33/-/40			
Control systems	Infrared remote control				BRC4C65 / BRC4C66			
	Wired remote control				BRC1H52W/S/K / BRC1E53A / BRC1E53B / BRC1E53C / BRC1D52			
Piping connections	Drain				VP25 (I.D. 25/O.D. 32)			
Drain-up height				mm	625			
Power supply	Phase/Frequency/Voltage			Hz/V	1~/50/60/220-240/220			
Outdoor unit				RZAG125NV1	RZAG125NY1	RZASG125MV1	RZASG125MY1	
Dimensions	Unit	HeightxWidthxDpeth		mm	870x1,100x460		990x940x320	
Weight	Unit			kg	95	94	70	
Sound power level	Cooling			dBA	69	71		
	Heating			dBA	68	71		
Sound pressure level	Cooling	Nom.		dBA	49	53		
	Heating	Nom.		dBA	52	57		
Operation range	Cooling	Ambient	Min.~Max.	°CDB	-20 ~-52		-15 ~-46	
	Heating	Ambient	Min.~Max.	°CWB	-20 ~-18		-15 ~-15.5	
Refrigerant	Type/GWP				R-32/675			
	Charge			kg/TCO2Eq	3.70 /2.50		2.60 /1.76	
Piping connections	Liquid/ Gas	OD		mm	10 /15.9		9.52 /15.9	
	Piping length	OU - IU	Max.	m	85		50	
System		Equivalent	m	100		70		
Chargeless			m	40		30		
Additional refrigerant charge				kg/m	See installation manual			
Level difference IU - OU	Max.			m	30		30.0	
Power supply	Phase/Frequency/Voltage			Hz/V	1~/50 /220-240	3~/50 /380-415	1~/50 /220-240	
Current - 50Hz	Maximum fuse amps (MFA)			A	32	16	32	
							16	

Contains fluorinated greenhouse gases

Concealed ceiling unit with high ESP

ESP up to 250 Pa, ideal for large sized spaces

- › High external static pressure up to 250Pa facilitates extensive duct and grille network
- › Possibility to change ESP via wired remote control allows optimisation of the supply air volume
- › Discretely concealed in the ceiling: only the suction and discharge grilles are visible
- › Optional drain pump
- › Standard supplied suction filter simplifies installation
- › Up to 26.4kW in heating mode



More details and final information can be found by scanning or clicking the QR codes.



FDA-A



RZA-D

Efficiency data		FDA + RZA		200A + 200D		250A + 250D				
Cooling capacity	Min./Nom./Max.	kW		-/19.0/-		-/22.0/-				
Heating capacity	Min./Nom./Max.	kW		-/22.4/-		-/24.0/-				
Space cooling	Capacity	Pdesign		kW		19.0				
	SEER					6.26				
	ηs,c					247				
	Annual energy consumption					1,821				
Space heating (Average climate)	Capacity	Pdesign		kW		11.2				
	SCOP/A					3.59				
	ηs,h					141				
	Annual energy consumption					4,368				
Indoor unit		FDA		200A		250A				
Dimensions	Unit	HeightxWidthxDepth		mm		470x1,490x1,100				
Weight	Unit			kg		104				
Air filter	Type					Resinnet				
Fan	Air flow rate	Cooling	Low/Medium/High	m³/min		36.0/50/64.0				
		Heating	Low/Medium/High	m³/min		36.0/50.0/64.0				
	External static pressure	Nom./High	Pa				62/250			
Sound power level	Cooling			dBA		69.0				
Sound pressure level	Cooling	Low / Medium / High		dBA		36.0/39.0/43.0				
	Heating	Low / Medium / High		dBA		36.0/39.0/43.0				
Control systems	Wired remote control						BRC1H52W/S/K / BRC1E53A / BRC1E53B / BRC1E53C / BRC1D52			
Piping connections	Drain						BSP1			
Outdoor unit		RZA		200D		250D				
Dimensions	Unit	HeightxWidthxDepth		mm		870x1,100x460				
Weight	Unit			kg		117				
Sound power level	Cooling			dBA		73				
	Heating			dBA		76				
Sound pressure level	Cooling	Nom.		dBA		53				
	Heating	Nom.		dBA		60				
Operation range	Cooling	Ambient	Min.~Max.	°CDB		-20~46				
	Heating	Ambient	Min.~Max.	°CWB		-20~15				
Refrigerant	Type/GWP						R-32/675			
	Charge		kg/TCO2Eq				5/3.38			
Piping connections	Liquid/Gas OD		mm				9.52/22.2			
	Piping length	OU - IU	Max.	m				100		
	System Chargeless				m				30	
	Additional refrigerant charge		kg/m						See installation manual	
Power supply	Phase/Frequency/Voltage		Hz/V				3~/50 /380-415			
Current - 50Hz	Maximum fuse amps (MFA)		A				20			

Contains fluorinated greenhouse gases

Concealed ceiling unit with medium ESP

Ideal for residential applications with false ceilings

- > Combination with split outdoor units is ideal for small retail, offices or residential applications
- > Slimmest unit in class, only 245mm (300mm built-in height) and therefore narrow ceiling voids are no longer a challenge
- > Low operation sound level down to 25dBA
- > Medium external static pressure up to 150Pa facilitates using flexible ducts of varying lengths
- > Possibility to change ESP via wired remote control allows optimisation of the supply air volume
- > Discretely concealed in the ceiling: only the suction and discharge grilles are visible
- > Multi zoning kit allows multiple individually-controlled climate zones to be served by one indoor unit

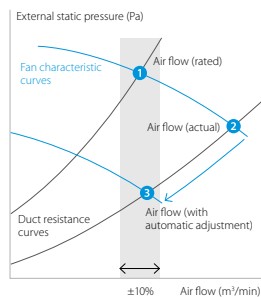


Optimised supply air volume

Automatically selects the most appropriate fan curve to achieve the units' nominal air flow within ±10%

Why?

After installation the real ducting will frequently differ from the initially calculated air flow resistance → the real air flow may be much lower or higher than nominal, leading to a lack of capacity or uncomfortable air temperature. Automatic Airflow Adjustment function will adapt the unit's fan speed to any ducting automatically (10 or more fan curves are available on every model), making installation much faster



More details and final information can be found by scanning or clicking the QR codes.



ADEA-A



ARXM-R



AZAS-MV1

Efficiency data		ADEA	71A + ARXM71R	100A + AZAS100MV1	125A + AZAS125MV1
Cooling capacity	Nom.	kW	6.80	9.50	12.10
Heating capacity	Nom.	kW	7.50	10.80	13.50
Space cooling	Energy efficiency class		A	A	-
	Capacity	Pdesign kW	6.80	9.50	12.10
	SEER		5.35	5.13	4.73
	ηs,c	%	-	-	186
Annual energy consumption		kWh/a	445	648	1,534
Space heating (Average climate)	Energy efficiency class		A		
	Capacity	Pdesign kW	-	6.00	-
	SCOP/A		3.80	3.81	3.50
	ηs,h	%	-	-	137
	Annual energy consumption	kWh/a	2,209	2,206	2,399
Indoor unit		ADEA	71A	100A	125A
Dimensions	Unit HeightxWidthxDepth	mm	245x1,000x800	245x1,400x800	
Weight	Unit	kg	35.0	46.0	
Air filter	Type		Resin net		
Fan	Air flow rate	Cooling Low/Medium/High m³/min	12.5 / 15.0 / 18.0	23.0 / 26.0 / 29.0	23.5 / 29.0 / 34.0
		Heating Low/Medium/High m³/min	12.5 / 15.0 / 18.0	23.0 / 26.0 / 29.0	23.5 / 29.0 / 34.0
	External static pressure	Nom./High Pa	30 / 150	40 / 150	50 / 150
Sound power level	Cooling	dBA	56	58	62
Sound pressure level	Cooling	Low/Medium/High dBA	25 / 28 / 30	30 / 32 / 34	32 / 35 / 37
	Heating	Low/Medium/High dBA	25 / 28 / 31	30 / 33 / 36	32 / 35 / 38
Control systems	Infrared remote control		BRC4C65 / BRC4C66		
	Wired remote control		BRC1E53A / BRC1E53B / BRC1E53C / BRC1D52		
Power supply	Phase/Frequency/Voltage	Hz/V	1~/50 / 220-240/220		
Outdoor unit		ARXM71R	AZAS100MV1	AZAS125MV1	
Dimensions	Unit HeightxWidthxDepth	mm	734x954x401	990x940x320	
Weight	Unit	kg	49.0	70	
Sound power level	Cooling	dBA	-	70	71
	Heating	dBA	-	-	71
Sound pressure level	Cooling	Nom. dBA	52.0	53	
	Heating	Nom. dBA	52.0	57	
Operation range	Cooling	Ambient Min.~Max. °CDB	---	-5 ~46	
	Heating	Ambient Min.~Max. °CWB	---	-15 ~15.5	
Refrigerant	Type/GWP Charge	kg/TCO2Eq	1.15 / 0.780	R-32/675.0	2.60 / 1.76
Piping connections	Liquid/Gas OD	mm	9.52/15.9		
	Piping length	OU - IU Max. System Equivalent Chargeless m	30		
		m	-	50	
		m	-	30	
	Additional refrigerant charge	kg/m	0.035 (for piping length exceeding 10m)	See installation manual	
Power supply	Phase/Frequency/Voltage	Hz/V	1~/50 / 220-240	1~/50 / 220-240	
Current - 50Hz	Maximum fuse amps (MFA)	A	-	25	32

Contains fluorinated greenhouse gases

Wall mounted unit

For rooms with no false ceilings nor free floor space

- › Combination with Sky Air Alpha-series ensures best in class quality, highest efficiency and performance
- › Flat, stylish front panel blends easily within any interior décor and is easier to clean
- › Can easily be installed in both new and refurbishment projects
- › The air is comfortably spread up- and downwards thanks to 5 different discharge angles that can be programmed via the remote control
- › Maintenance operations can be performed easily from the front of the unit
- › Flexible to install as the largest casing only weighs 17kg and piping connection can be done at the bottom, left or right of the unit



More details and final information can be found by scanning or clicking the QR codes.



FAA-B



RZAG-NV1



RZAG-NY1

Efficiency data		FAA + RZAG		71B + 71NV1	100B + 100NV1	71B + 71NY1	100B + 100NY1	
Cooling capacity	Nom.	kW		6.80	9.50	6.80	9.50	
Heating capacity	Nom.	kW		7.50	10.80	7.50	10.80	
Space cooling	Energy efficiency class			A++				
	Capacity	Pdesign	kW	6.80	9.50	6.80	9.50	
	SEER			6.58	6.42	6.58	6.42	
	Annual energy consumption			kWh/a	362	518	362	518
Space heating (Average climate)	Energy efficiency class			A+				
	Capacity	Pdesign	kW	4.70	7.80	4.70	7.80	
	SCOP/A			4.20	4.01	4.20	4.01	
	Annual energy consumption			kWh/a	1,567	2,725	1,567	2,725
Indoor unit		FAA		71B	100B	71B	100B	
Dimensions	Unit	HeightxWidthxDepth		mm	290x1,050x269	340x1,200x262	290x1,050x269	340x1,200x262
Weight	Unit	kg		14.0	18	14.0	18	
Fan	Air flow rate	Cooling	Low/Medium/High	m ³ /min	12.1/13.4/16.2	18.7/21.1/23.0	12.1/13.4/16.2	18.7/21.1/23.0
		Heating	Low/Medium/High	m ³ /min	12.7/14.2/16.9	18.7/20.9/23.0	12.7/14.2/16.9	18.7/20.9/23.0
Sound power level	Cooling	dBA		61.0	65.0	61.0	65.0	
	Heating	dBA		61.0	65.0	61.0	65.0	
Sound pressure level	Cooling	Low/Medium/High		dBA	40.0/42.0/45.0	41.0/45.0/49.0	40.0/42.0/45.0	41.0/45.0/49.0
	Heating	Low/Medium/High		dBA	40.0/42.0/45.0	41.0/45.0/49.0	40.0/42.0/45.0	41.0/45.0/49.0
Power supply	Phase/Frequency/Voltage			Hz/V	1~/50 /220-240			
Outdoor unit		RZAG		71NV1	100NV1	71NY1	100NY1	
Dimensions	Unit	HeightxWidthxDepth		mm	870x1,100x460			
Weight	Unit	kg		81	85	81	85	
Sound power level	Cooling	dBA		64	66	64	66	
Sound pressure level	Cooling	Nom.		dBA	46	47	46	47
	Heating	Nom.		dBA	48	50	48	50
Operation range	Cooling	Ambient	Min.~Max.	°CDB	-20 ~52			
	Heating	Ambient	Min.~Max.	°CWB	-20 ~18			
Refrigerant	Type/GWP			R-32/675				
	Charge			kg/TCO ₂ Eq	3.20/2.16			
Piping connections	Liquid/Gas OD			mm	10/15.9			
	Piping length	OU - IU	Max.	m	55	85	55	85
		System	Equivalent	m	75	100	75	100
	Chargeless			m	40			
Additional refrigerant charge			kg/m	See installation manual				
Level difference IU - OU			Max.	m	30			
Power supply	Phase/Frequency/Voltage			Hz/V	1~/50 /220-240		3~/50 /380-415	
Current - 50Hz	Maximum fuse amps (MFA)			A	20	32	16	

Contains fluorinated greenhouse gases

Wall mounted unit

For rooms with no false ceilings nor free floor space

- › Combination with Sky Air Advance-series ensures good value for money for all types of commercial applications
- › Flat, stylish front panel blends easily within any interior décor and is easier to clean
- › Can easily be installed in both new and refurbishment projects
- › The air is comfortably spread up- and downwards thanks to 5 different discharge angles that can be programmed via the remote control
- › Maintenance operations can be performed easily from the front of the unit
- › Flexible to install as the largest casing only weighs 17kg and piping connection can be done at the bottom, left or right of the unit



More details and final information can be found by scanning or clicking the QR codes.



FAA-B



RZASG-MV1



RZASG-MY1

Efficiency data		FAA + RZASG		71B + 71MV1		100B + 100MV1		100B + 100MY1			
Cooling capacity	Nom.	kW		6.80				9.50			
Heating capacity	Nom.	kW		7.50				10.8			
Space cooling	Energy efficiency class				A++				A+		
	Capacity	Pdesign	kW		6.80				9.50		
	SEER				6.41				5.83		
	Annual energy consumption		kWh/a		371				570		
Space heating (Average climate)	Energy efficiency class						A				
	Capacity	Pdesign	kW		4.50				6.00		
	SCOP/A				3.90				3.85		
	Annual energy consumption		kWh/a		1,615				2,182		
Indoor unit		FAA		71B		100B					
Dimensions	Unit	HeightxWidthxDepth		mm		290x1,050x269		340x1,200x262			
Weight	Unit			kg		14.0		18			
Fan	Air flow rate	Cooling	Low/Medium/High	m ³ /min		12.1/13.4/16.2		18.7/21.1/23.0			
		Heating	Low/Medium/High	m ³ /min		12.7/14.2/16.9		18.7/20.9/23.0			
Sound power level	Cooling			dBA		61.0		65.0			
	Heating			dBA		61.0		65.0			
Sound pressure level	Cooling	Low/Medium/High		dBA		40.0/42.0/45.0		41.0/45.0/49.0			
	Heating	Low/Medium/High		dBA		40.0/42.0/45.0		41.0/45.0/49.0			
Power supply	Phase/Frequency/Voltage		Hz/V				1~/50 /220-240				
Outdoor unit		RZASG		71MV1		100MV1		100MY1			
Dimensions	Unit	HeightxWidthxDepth		mm		770x900x320		990x940x320			
Weight	Unit			kg		60		70			
Sound power level	Cooling			dBA		65		70			
Sound pressure level	Cooling	Nom.		dBA		46		53			
	Heating	Nom.		dBA		47		57			
Operation range	Cooling	Ambient	Min.~Max.	°CDB				-15 ~46			
	Heating	Ambient	Min.~Max.	°CWB				-15 ~15.5			
Refrigerant	Type/GWP						R-32/675				
	Charge			kg/TCO2Eq		2.45/1.65		2.60/1.76			
Piping connections	Liquid/Gas OD		mm				9.52/15.9				
	Piping length	OU - IU	Max.	m				50			
		System	Equivalent	m				70			
			Chargeless	m				30			
	Additional refrigerant charge		kg/m				See installation manual				
	Level difference IU - OU	Max.		m				30.0			
Power supply	Phase/Frequency/Voltage		Hz/V				1~/50 /220-240		3~/50 /380-415		
Current - 50Hz	Maximum fuse amps (MFA)		A		20		25		16		

Contains fluorinated greenhouse gases

Wall mounted unit

For rooms with no false ceilings nor free floor space

- › Ideal solution for small businesses and shops
- › Flat, stylish front panel blends easily within any interior décor and is easier to clean
- › Can easily be installed in both new and refurbishment projects
- › The air is comfortably spread up- and downwards thanks to 5 different discharge angles that can be programmed via the remote control
- › Maintenance operations can be performed easily from the front of the unit
- › Flexible to install as the largest casing only weighs 17kg and piping connection can be done at the bottom, left or right of the unit



More details and final information can be found by scanning or clicking the QR codes.



FAA-B



ARXM-R



AZAS-MV1



AZAS-MY1

Efficiency data		FAA + ARXM	71B + ARXM 71R	71B + AZAS71MV1	100B + AZAS100MV1	100B + AZAS 100MY1
Cooling capacity	Nom./Max.	kW	6.80/6.95	6.80/-		9.50/-
Heating capacity	Nom./Max.	kW	7.50/7.59	7.50/-		10.8/-
Power input	Cooling	Nom.	2.00		-	
	Heating	Nom.	2.35		-	
Space cooling	Energy efficiency class		A+	A+		A
	Capacity	Pdesign	kW	6.80	6.80	9.50
	SEER			5.77	5.77	5.25
	Annual energy consumption		kWh/a	412	412	633
Space heating (Average climate)	Energy efficiency class		A		A	
	Capacity	Pdesign	kW	4.50	4.50	6.00
	SCOP/A			3.81		3.81
	Annual energy consumption		kWh/a	1,652	1,654	2,205

Indoor unit			FAA	71B	100B	100B
Dimensions	Unit	HeightxWidthxDepth	mm	290x1,050x269		340x1,200x262
Weight	Unit		kg	14.0		18
Fan	Air flow rate	Cooling	Low/Medium/High	m³/min	12.1/13.4/16.2	18.7/21.1/23.0
		Heating	Low/Medium/High	m³/min	12.7/14.2/16.9	18.7/20.9/23.0
Sound power level	Cooling		dBA	61.0		65.0
	Heating		dBA	61.0		65.0
Sound pressure level	Cooling	Low/Medium/High	dBA	40.0/42.0/45.0		41.0/45.0/49.0
	Heating	Low/Medium/High	dBA	40.0/42.0/45.0		41.0/45.0/49.0
Power supply	Phase/Frequency/Voltage		Hz/V	1~/50 /220-240		

Outdoor unit			ARXM	71R	71MV1	100MV1	100MY1
Dimensions	Unit	HeightxWidthxDepth	mm	954x401x820	770x900x320		990x940x320
Weight	Unit		kg	49.0	60		70
Sound power level	Cooling		dBA	-	65		70
Sound pressure level	Cooling	Nom.	dBA	52.0	46		53
	Heating	Nom.	dBA	52.0	47		57
Operation range	Cooling	Ambient Min.~Max.	°CDB	-			-5~46
	Heating	Ambient Min.~Max.	°CWB	-			-15~15.5
Refrigerant	Type/GWP			1.15/-			R-32/675
	Charge		kg/TCO2Eq	0.780/-	2.45/1.65		2.60/1.76
Piping connections	Liquid/Gas OD		mm	9.52/15.9			9.52/15.9
	Piping length	OU - IU	Max.	-			30
		System Equivalent Chargeless		-			50
	Additional refrigerant charge			-			30
Level difference IU - OU		Max.	-			30.0	
Power supply	Phase/Frequency/Voltage		Hz/V	1~/50 /220-240	1~/50 /220-240		3~/50 /380-415
Current - 50Hz	Maximum fuse amps (MFA)		A	-	20	25	16

Contains fluorinated greenhouse gases

Wall mounted unit

Attractive, wall mounted design with perfect indoor air quality

- › Combination with Sky Air Alpha-series ensures best in class quality, highest efficiency and performance
- › Seasonal efficiency values up to A+++ in cooling and heating
- › Practically inaudible: the unit runs so quietly, you will almost forget it is there
- › Cleaner air thanks to Daikin's Flash Streamer technology: you can breathe deep with no worries about impure air
- › 2-area motion detection sensor: air flow is sent to a zone other than where the person is located at that moment; if no people are detected, the unit will automatically switch over to the energy-efficient setting. (larger capacity area)
- › Onecta app: control your indoor from any location with an app, via your local network or internet
- › Sleek, unobtrusive air conditioning unit that matches European sensibilities regarding interior design
- › 3-D air flow combines vertical and horizontal auto swing to circulate a stream of warm or cool air right to the corners of even large spaces



More details and final information can be found by scanning or clicking the QR codes.



FTXM-R



RZAG-A

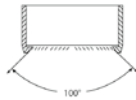
Efficiency data		FTXM + RZAG		35R + 35A		50R + 50A		60R + 60A			
Cooling capacity	Min./Nom./Max.	kW		1.6/3.5/5.0		1.7/5.0/6.0		1.7/6.0/6.8			
Heating capacity	Min./Nom./Max.	kW		1.40/4.00/5.30		1.50/6.00/6.50		1.60/7.00/7.50			
Space cooling	Energy efficiency class					A++					
	Capacity	Pdesign	kW	3.50		5.00		6.00			
	SEER			7.70		7.41		6.90			
	Annual energy consumption			kWh/a		159		236			
Space heating (Average climate)	Energy efficiency class					A++		A+			
	Capacity	Pdesign	kW	2.60		4.50		4.60			
	SCOP/A			4.60		4.35		4.35			
	Annual energy consumption			kWh/a		790		1,369			
Annual energy consumption		kWh/a		1,480							
Indoor unit		FTXM		35R		50R		60R			
Dimensions	Unit	HeightxWidthxDepth		mm		295x778x272		299x998x292			
Weight	Unit	kg		10.0		14.5					
Air filter	Type					Removable/washable					
Fan	Air flow rate	Cooling	Silent operation/ Low/Medium/High	m ³ /min	4.2/6.0/7.8/11.3		8.3/11.4/14/15.8		9.1/11.8/14/16.7		
		Heating	Silent operation/ Low/Medium/High	m ³ /min	4.9/6.5/8.5/9.8		10.5/12.0/14.2/15.8		11.1/12.4/15.2/16.5		
Sound power level	Cooling			dB(A)	58		58.0		60.0		
	Heating			dB(A)	54		58.0		59.0		
Sound pressure level	Cooling	Silent operation/Low/High		dB(A)	19/29/45		27.0/36.0/44.0		30.0/37.0/46.0		
	Heating	Silent operation/Low/High		dB(A)	20/28/39		31.0/34.0/43.0		33.0/36.0/45.0		
Control systems	Infrared remote control					ARC466A67					
	Wired remote control					BRC073A1					
Outdoor unit		RZAG		35A		50A		60A			
Dimensions	Unit	HeightxWidthxDepth		mm		734x870x373					
Weight	Unit	kg		52							
Sound power level	Cooling			dB(A)	62.0		63.0		64.0		
	Heating			dB(A)	62.0		63.0		64.0		
Sound pressure level	Cooling	Nom.		dB(A)	48.0		49.0		50.0		
	Heating	Nom.		dB(A)	48.0		49.0		50.0		
Operation range	Cooling	Ambient	Min.~Max.	°CDB	-20~-52						
	Heating	Ambient	Min.~Max.	°CWB	-20~-24						
Refrigerant	Type/GWP					R-32/675.0					
	Charge			kg/TCO ₂ Eq		1.55/1.05					
Piping connections	OD		mm		6.35 /9.50		6.35 /12.7				
	Piping length	OU - IU	Max.		m		50				
		System	Chargeless		m		30				
	Additional refrigerant charge			kg/m		0.02 (for piping length exceeding 30m)					
	Level difference IU - OU		Max.		m		30.0				
Power supply	Phase/Frequency/Voltage		Hz/V		1~/50 /220-240						

Contains fluorinated greenhouse gases

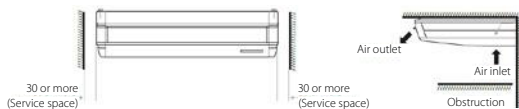
Ceiling suspended unit

For wide rooms with no false ceilings nor free floor space

- › Combination with Sky Air Advance-series ensures good value for money for all types of commercial applications
- › Ideal for comfortable air flow in wide rooms thanks to Coanda effect: up to 100° discharge angle



- › Even rooms with ceilings up to 3.8m can be heated up or cooled down very easily without capacity loss
- › Can easily be installed in both new and refurbishment projects
- › Can easily be mounted in corners and narrow spaces, as it only needs 30mm lateral service space



- › Reduced energy consumption thanks to specially developed DC fan motor
- › 5 different fan speeds available for maximum comfort



FHA-A(9)



RZAG-A



RZAG-NV1



RZAG-NY1

More details and final information can be found by scanning or clicking the QR codes.

Efficiency data		FHA + RZAG											
		35A9 + 35A	50A9 + 50A	60A9 + 60A	71A9 + 60A	71A9 + 71NV1	100A + 100NV1	125A + 125NV1	140A + 140NV1	71A9 + 71NY1	100A + 100NY1	125A + 125NY1	140A + 140NY1
Cooling capacity	Min./Nom./Max.	kW											
Heating capacity	Min./Nom./Max.	kW											
Space cooling	Energy efficiency class	A++											
	Capacity Pdesign	kW											
	SEER												
	ηs,c	%											
Space heating (Average climate)	Annual energy consumption	kWh/a											
	Energy efficiency class	A+											
	Capacity Pdesign	kW											
	SCOP/A												
	ηs,h	%											
	Annual energy consumption	kWh/a											

Indoor unit		FHA											
		35A9	50A9	60A9	71A9	71A9	100A	125A	140A	71A9	100A	125A	140A
Dimensions	Unit	mm											
Weight	Unit	kg											
Air filter	Type	Resinnet											
Fan	Air flow rate	m³/min											
	Cooling Low/Medium/High												
Sound power level	Cooling	dBA											
	Heating Low/Medium/High												
Sound pressure level	Cooling	dBA											
	Heating												
Control systems	Infrared remote control	BRC7GA53 / BRC7GA56											
	Wired remote control	BRC1E53A7 / BRC1E53B7 / BRC1E53C7 / BRC1D528 / BRC1E51A7											
Power supply	Phase/Frequency/Voltage	Hz/V											

Outdoor unit		RZAG											
		35A	50A	60A	60A	71NV1	100NV1	125NV1	140NV1	71NY1	100NY1	125NY1	140NY1
Dimensions	Unit	mm											
Weight	Unit	kg											
Sound power level	Cooling	dBA											
	Heating												
Sound pressure level	Cooling	dBA											
	Heating												
Operation range	Cooling Ambient	Min.~Max. °CDB											
	Heating Ambient	Min.~Max. °CWB											
Refrigerant	Type/GWP	R-32/675.0											
	Charge	kg/TCO2Eq											
Piping connections	Liquid/Gas OD	mm											
	Piping length	m											
	System Equivalent Chargeless	m											
	Additional refrigerant charge	kg/m											
Power supply	Phase/Frequency/Voltage	Hz/V											
Current - 50Hz	Maximum fuse amps (MFA)	A											

Contains fluorinated greenhouse gases

Ceiling suspended unit

For wide rooms with no false ceilings nor free floor space

- › Combination with Sky Air Advance-series ensures good value for money for all types of commercial applications
- › Ideal for comfortable air flow in wide rooms thanks to Coanda effect: up to 100° discharge angle
- › Even rooms with ceilings up to 3.8m can be heated up or cooled down very easily without capacity loss
- › Can easily be installed in both new and refurbishment projects
- › Can easily be mounted in corners and narrow spaces, as it only needs 30mm lateral service space
- › 5 different fan speeds available for maximum comfort
- › Stylish unit blends easily with any interior. The flaps close entirely when the unit is not operating and there are no air intake grilles visible



More details and final information can be found by scanning or clicking the QR codes.



FHA-A(9)



RZASG-MV1



RZASG-MY1

Efficiency data		FHA + RZASG		71A9 + 71MV1	100A + 100MV1	125A + 125MV1	140A + 140MV1	100A + 100MY1	125A + 125MY1	140A + 140MY1			
Cooling capacity	Nom.	kW		6.80	9.50	12.1	13.4	9.50	12.1	13.4			
Heating capacity	Nom.	kW		7.50	10.8	13.5	15.5	10.8	13.5	15.5			
Space cooling	Energy efficiency class			A+		-		A+		-			
	Capacity	Pdesign		kW		6.80	9.50	12.1	13.4	9.50	12.1	13.4	
	SEER					5.95	5.83	5.88	5.83	5.88			
	η _{s,c}	%				-	230	232	-	230	232		
Annual energy consumption		kWh/a		400	570	1,246	1,368	570	1,246	1,368			
Space heating (Average climate)	Energy efficiency class			A		-		A		-			
	Capacity	Pdesign		kW		4.50	6.00	7.80	6.00	7.80			
	SCOP/A					3.90	3.91	3.83	3.81	3.83	3.81		
	η _{s,h}	%				-	150	149	-	150	149		
Annual energy consumption		kWh/a		1,616	2,148	2,193	2,866	2,148	2,193	2,866			
Indoor unit		FHA		71A9	100A	125A	140A	100A	125A	140A			
Dimensions	Unit	HeightxWidthxDepth		mm		235x1,270x690		235x1,590x690					
Weight	Unit	kg		32.0		38.0							
Air filter	Type		Resin net										
Fan	Air flow rate	Cooling	Low/Medium/High		m ³ /min		14.0/17.0/20.5	20.0/24.0/28.0	23.0/27.0/31.0	24.0/29.0/34.0	20.0/24.0/28.0	23.0/27.0/31.0	24.0/29.0/34.0
		Heating	Low/Medium/High		m ³ /min		14.0/17.0/20.5	20.0/24.0/28.0	23.0/27.0/31.0	24.0/29.0/34.0	20.0/24.0/28.0	23.0/27.0/31.0	24.0/29.0/34.0
Sound power level	Cooling	dBA		55	60	62	64	60	62	64			
Sound pressure level	Cooling	Low/Medium/High		dBA		34/36/38	34/38/42	37/41/44	38/42/46	34/38/42	37/41/44	38/42/46	
	Heating	Medium/Nom./High		dBA		34/36/38	34/38/42	37/41/44	38/42/46	34/38/42	37/41/44	38/42/46	
Control systems	Infrared remote control			BRC7GA53 / BRC7GA56									
	Wired remote control			BRC1E53A7 / BRC1E53B7 / BRC1E53C7 / BRC1D528 / BRC1E51A7									
Power supply	Phase/Frequency/Voltage		Hz/V		1~/50 /220-240								
Outdoor unit		RZASG		71MV1	100MV1	125MV1	140MV1	100MY1	125MY1	140MY1			
Dimensions	Unit	HeightxWidthxDepth		mm		770x900x320		990x940x320					
Weight	Unit	kg		60	70	78	70	70	71	77			
Sound power level	Cooling	dBA		65	70	71	73	70	71	73			
	Heating	dBA		-	71	73	-	71	73				
Sound pressure level	Cooling	Nom.	dBA		46	53	54	53	54				
	Heating	Nom.	dBA		47	57	57	57	54				
Operation range	Cooling	Ambient	Min.~Max.		°CDB		-15~46						
	Heating	Ambient	Min.~Max.		°CWB		-15~-15.5						
Refrigerant	Type/GWP			R-32/675									
	Charge			kg/TCO ₂ Eq		2.45/1.65	2.60/1.76	2.90/1.96	2.60/1.76	2.90/1.96			
Piping connections	Liquid/Gas OD			mm		9.52/15.9							
	Piping length	OU - IU	Max.		m		50						
		System	Equivalent Chargeless		m		70						
	Additional refrigerant charge			kg/m		30							
Level difference IU - OU			Max.		m		See installation manual						
Power supply	Phase/Frequency/Voltage		Hz/V		1~/50 /220-240			3~/50 /380-415					
Current - 50Hz	Maximum fuse amps (MFA)		A		20	25	32	16					

Contains fluorinated greenhouse gases

Ceiling suspended unit

For wide rooms with no false ceilings nor free floor space

- › Combination with split outdoor units is ideal for small retail, offices and residential applications
- › Ideal for comfortable air flow in wide rooms thanks to Coanda effect: up to 100° discharge angle
- › Even rooms with ceilings up to 3.8m can be heated up or cooled down very easily without capacity loss
- › Can easily be installed in both new and refurbishment projects
- › Can easily be mounted in corners and narrow spaces, as it only needs 30mm lateral service space
- › 5 different fan speeds available for maximum comfort
- › Stylish unit blends easily with any interior. The flaps close entirely when the unit is not operating and there are no air intake grilles visible



More details and final information can be found by scanning or clicking the QR codes.



FHA-A(9)



RXM-R



RXM-R9

Efficiency data		FHA + RXM		35A9 + 35R9		50A9 + 50R		60A9 + 60R			
Cooling capacity	Nom.	kW		3.40		5.00		5.70			
Heating capacity	Nom.	kW		4.00		6.00		7.20			
Space cooling	Energy efficiency class			A++				A+			
	Capacity	Pdesign	kW		3.40		5.00		5.70		
	SEER			6.24		5.92		6.08			
	Annual energy consumption			kWh/a		191		295		328	
Space heating (Average climate)	Energy efficiency class			A+				A			
	Capacity	Pdesign	kW		3.10		4.35		4.71		
	SCOP/A			4.43		3.86		3.87			
	Annual energy consumption			kWh/a		979		1,577		1,704	
Indoor unit		FHA		35A9		50A9		60A9			
Dimensions	Unit	HeightxWidthxDepth		mm		235x960x690		235x1,270x690			
Weight	Unit	kg		24.0		25.0		31.0			
Air filter	Type	Resin net									
Fan	Air flow rate	Cooling	Low/Medium/High	m ³ /min		10.0/11.5/14.0		10.0/12.0/15.0		11.5/15.0/19.5	
	Heating	Low/Medium/High	m ³ /min		10.0/11.5/14.0		10.0/12.0/15.0		11.5/15.0/19.5		
Sound power level	Cooling	dBA		53				54			
Sound pressure level	Cooling	Low/Medium/High	dBA		31/34/36		32/35/37		33/35/37		
	Heating	Medium/Nom./High	dBA		31/34/36		32/35/37		33/35/37		
Control systems	Infrared remote control			BRC7GA53 / BRC7GA56							
	Wired remote control			BRC1E53A7 / BRC1E53B7 / BRC1E53C7 / BRC1D528 / BRC1E51A7							
Power supply	Phase/Frequency/Voltage		Hz/V		1~/50 / 220-240						
Outdoor unit		RXM		35R9		50R		60R			
Dimensions	Unit	HeightxWidthxDepth		mm		552x840x350		734x954x401			
Weight	Unit	kg		32		49.0		63			
Sound power level	Cooling	dBA		61		62		63			
	Heating	dBA		61		62		63			
Sound pressure level	Cooling	Nom.	dBA		49.0		48.0				
	Heating	Nom.	dBA		49.0		48.0				
Operation range	Cooling	Ambient	Min.~Max.	°CDB		-10~-50/46					
	Heating	Ambient	Min.~Max.	°CWB		-20~24					
Refrigerant	Type	R-32									
	GWP	675				675.0					
	Charge	kg/TCO2Eq		0.76/0.52		1.15/0.780					
Piping connections	Liquid	OD	mm		6.35		6				
	Gas	OD	mm		9.50		12.7				
	Piping length	OU - IU	Max.	m		20		30			
		System	Chargeless	m		10					
	Additional refrigerant charge			kg/m		0.02 (for piping length exceeding 10m)					
Level difference IU - OU	Max.		m		15		20.0				
Power supply	Phase/Frequency/Voltage		Hz/V		1~/50 / 220-240						
Current - 50Hz	Maximum fuse amps (MFA)		A		13		16				

Contains fluorinated greenhouse gases

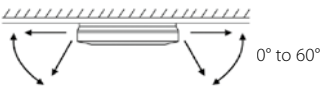
4-way blow ceiling suspended unit

Unique Daikin unit for high rooms with no false ceilings nor free floor space

- > Combination with Sky Air Advance-series ensures good value for money for all types of commercial applications
- > Even rooms with ceilings up to 3.5m can be heated up or cooled down very easily without capacity loss
- > Can easily be installed in both new and refurbishment projects
- > Unified indoor unit range for R-32 and R-410A
- > Individual flap control: flexibility to suit every room layout without changing the location of the unit!



- > 5 different discharge angles between 0 and 60° can be programmed by the remote control



More details and final information can be found by scanning or clicking the QR codes.



FUA-A



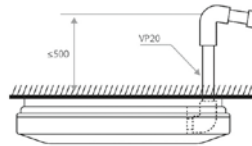
RZAG-NV1



RZAG-NY1



- > Stylish modern casing finished in pure white (RAL9010) and iron grey (RAL7011) blends easily with any interior
- > Optimum comfort guaranteed with automatic air flow adjustment to the required load
- > Standard drain pump with 720mm lift increases flexibility and installation speed



Efficiency data		FUA + RZAG	71A + 71NV1	100A + 100NV1	125A + 125NV1	71A + 71NY1	100A + 100NY1	125A + 125NY1			
Cooling capacity	Nom.	kW	6.80	9.50	12.1	6.80	9.50	12.1			
Heating capacity	Nom.	kW	7.50	10.8	13.5	7.50	10.8	13.5			
Space cooling	Energy efficiency class		A++		-	A++		-			
	Capacity Pdesign	kW	6.80	9.50	12.1	6.80	9.50	12.1			
	SEER		7.02	6.42	6.39	7.02	6.42	6.39			
	ηs,c	%	-	-	253	-	-	253			
	Annual energy consumption	kWh/a	339	518	1,136	339	518	1,136			
Space heating (Average climate)	Energy efficiency class		A+		-	A+		-			
	Capacity Pdesign	kW	4.70	7.80	9.52	4.70	7.80	9.52			
	SCOP/A		4.20	4.50	4.26	4.20	4.50	4.26			
	ηs,h	%	-	-	167	-	-	167			
	Annual energy consumption	kWh/a	1,567	2,427	3,129	1,567	2,427	3,129			
Indoor unit		FUA	71A	100A	125A	71A	100A	125A			
Dimensions	Unit	HeightxWidthxDepth	198x950x950								
Weight	Unit	kg	25.0	26.0		25.0	26.0				
Air filter	Type		Resin net								
Fan	Air flow rate	Cooling	Low/Medium/High	m³/min		16.0 / 19.5 / 23.0	20.0 / 25.5 / 31.0	20.5 / 26.5 / 32.5	16.0 / 19.5 / 23.0	20.0 / 25.5 / 31.0	20.5 / 26.5 / 32.5
		Heating	Low/Medium/High	m³/min		16.0 / 19.5 / 23.0	20.0 / 25.5 / 31.0	20.5 / 26.5 / 32.5	16.0 / 19.5 / 23.0	20.0 / 25.5 / 31.0	20.5 / 26.5 / 32.5
Sound power level	Cooling		dBA		-	65		-	65		
Sound pressure level	Cooling	Low/Medium/High	dBA		35 / 38 / 41	39 / 42 / 46	40 / 43 / 47	35 / 38 / 41	39 / 42 / 46	40 / 43 / 47	
	Heating	Low/Medium/High	dBA		35 / 38 / 41	39 / 42 / 46	40 / 43 / 47	35 / 38 / 41	39 / 42 / 46	40 / 43 / 47	
Control systems	Infrared remote control		BRC7C58								
	Wired remote control		BRC1H52W/S/K / BRC1E53A/B/C / BRC1D52								
Power supply	Phase/Frequency/Voltage	Hz/V	1~/50/220~240								
Outdoor unit		RZAG	71NV1	100NV1	125NV1	71NY1	100NY1	125NY1			
Dimensions	Unit	HeightxWidthxDepth	870x1,100x460								
Weight	Unit	kg	81	85	95	81	85	94			
Sound power level	Cooling		dBA		64	66	69	64	66	69	
	Heating		dBA		-	68	-	68			
Sound pressure level	Cooling	Nom.	dBA		46	47	49	46	47	49	
	Heating	Nom.	dBA		48	50	52	48	50	52	
Operation range	Cooling	Ambient	Min.~Max.		°CDB		-20 ~52				
	Heating	Ambient	Min.~Max.		°CWB		-20 ~18				
Refrigerant	Type/GWP		R-32/675								
	Charge	kg/TCO2Eq	3.20 / 2.16		3.70 / 2.50		3.20 / 2.16		3.70 / 2.50		
Piping connections	Liquid/Gas OD	mm	10 / 15.9								
	Piping length	OU - IU	Max.	m		55	85	55	85		
		System	Equivalent	m		75	100	75	100		
		Chargeless	m		40		40				
		Additional refrigerant charge	kg/m		See installation manual		See installation manual				
Level difference	IU - OU	Max.	m		30		30				
Power supply	Phase/Frequency/Voltage	Hz/V	1~/50 / 220-240					3~/50 / 380-415			
Current - 50Hz	Maximum fuse amps (MFA)	A	20		32		16				

Contains fluorinated greenhouse gases

4-way blow ceiling suspended unit

Unique Daikin unit for high rooms with no false ceilings nor free floor space

- › Combination with Sky Air Advance-series ensures good value for money for all types of commercial applications
- › Even rooms with ceilings up to 3.5m can be heated up or cooled down very easily without capacity loss
- › Can easily be installed in both new and refurbishment projects
- › Individual flap control: flexibility to suit every room layout without changing the location of the unit!
- › 5 different discharge angles between 0 and 60° can be programmed via the remote control
- › Stylish modern casing finished in pure white (RAL9010) and iron grey (RAL7011) blends easily with any interior
- › Optimum comfort guaranteed with automatic air flow adjustment to the required load
- › Standard drain pump with 720mm lift increases flexibility and installation speed



More details and final information can be found by scanning or clicking the QR codes.



FUA-A



RZASG-MV1



RZASG-MY1

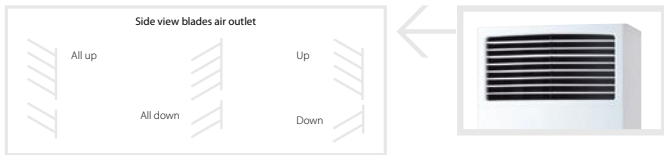
Efficiency data		FUA + RZASG		71A + 71MV1	100A + 100MV1	125A + 125MV1	100A + 100MY1	125A + 125MY1	
Cooling capacity	Nom.	kW		6.80	9.50	12.1	9.50	12.1	
Heating capacity	Nom.	kW		7.50	10.8	13.5	10.8	13.5	
Space cooling	Energy efficiency class			A++	A+	-	A+	-	
	Capacity	Pdesign kW		6.80	9.50	12.1	9.50	12.1	
	SEER			6.16	5.83	5.49	5.83	5.49	
	ηs,c	%		-	-	217	-	217	
Space heating (Average climate)	Annual energy consumption			386	570	1,322	570	1,322	
	Energy efficiency class			A	A+	-	A+	-	
	Capacity	Pdesign kW		4.50	6.00				
	SCOP/A			3.90	4.01	3.84	4.01	3.84	
	ηs,h	%		-	-	151	-	151	
	Annual energy consumption			1,615	2,095	2,188	2,095	2,188	
Indoor unit		FUA		71A	100A	125A	100A	125A	
Dimensions	Unit	HeightxWidthxDepth		mm					
				198x950x950					
Weight	Unit			25.0	26.0				
Air filter	Type	Resin net							
Fan	Air flow rate	Cooling	Low/Medium/High	m³/min	16.0/19.5/23.0	20.0/25.5/31.0	20.5/26.5/32.5	20.0/25.5/31.0	20.5/26.5/32.5
	Heating	Low/Medium/High	m³/min	16.0/19.5/23.0	20.0/25.5/31.0	20.5/26.5/32.5	20.0/25.5/31.0	20.5/26.5/32.5	
Sound power level	Cooling			dBA	-	65	-	65	
Sound pressure level	Cooling	Low/Medium/High	dBA	35/38/41	39/42/46	40/43/47	39/42/46	40/43/47	
	Heating	Low/Medium/High	dBA	35/38/41	39/42/46	40/43/47	39/42/46	40/43/47	
Control systems	Infrared remote control								
	Wired remote control								
Power supply	BRC7C58								
	BRC1H52W/S/K / BRC1E53A/B/C / BRC1D52								
		Phase/Frequency/Voltage		Hz/V	1~/50/220-240				
Outdoor unit		RZASG		71MV1	100MV1	125MV1	100MY1	125MY1	
Dimensions	Unit	HeightxWidthxDepth		mm					
				770x900x320					
Weight	Unit			60	70				
Sound power level	Cooling			dBA	65	70	71	70	71
	Heating			dBA	-	-	71	-	71
Sound pressure level	Cooling	Nom.	dBA	46	53				
	Heating	Nom.	dBA	47	57				
Operation range	Cooling	Ambient	Min.~Max.	°CDB					
	Heating	Ambient	Min.~Max.	°CWB					
Refrigerant	Type/GWP								
	R-32/675								
Piping connections	Charge		kg/TCO2Eq	2.45/1.65	2.60/1.76				
	Liquid/Gas	OD		mm					
				9.52 /15.9					
	Piping	OU - IU	Max.	m					
	length	System	Equivalent	m					
			Chargeless	m					
		Additional refrigerant charge		kg/m					
		Level difference IU - OU		Max.					
				m					
Power supply	Phase/Frequency/Voltage		Hz/V	1~/50 /220-240			3~/50 /380-415		
Current - 50Hz	Maximum fuse amps (MFA)		A	20	25	32	16		

Contains fluorinated greenhouse gases

Floor standing unit

For commercial spaces with high ceilings

- › Combination with Sky Air Alpha-series ensures best in class quality, highest efficiency and performance
- › Decrease of temperature variation by automatic fan speed selection or freely selectable 3-step fan speed.
- › Improved comfort as a result of better airflow distribution from the vertical out blow which allows manual adjustment of air outlet blades at the top of the unit.
- › Selectable horizontal out blow to better suit the layout of the room (via wired remote controller BRC1E*/BRC1H*)



More details and final information can be found by scanning or clicking the QR codes.



FVA-A



RZAG-NV1



RZAG-NY1

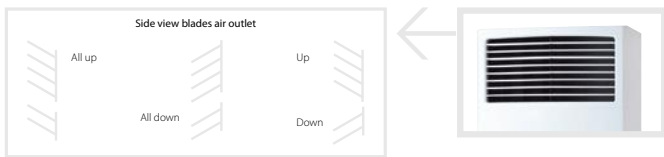
Efficiency data				FVA + RZAG	71A + 71NV1	100A + 100NV1	125A + 125NV1	140A + 140NV1	71A + 71NY1	100A + 100NY1	125A + 125NY1	140A + 140NY1		
Cooling capacity	Nom.	kW		6.80	9.50	12.1	13.4	6.80	9.50	12.1	13.4			
Heating capacity	Nom.	kW		7.50	10.8	13.5	15.5	7.50	10.8	13.5	15.5			
Space cooling	Energy efficiency class			A++		-		A++		-				
	Capacity Pdesign	kW		6.80	9.50	12.1	13.4	6.80	9.50	12.1	13.4			
	SEER			6.34	6.40	6.41	6.12	6.34	6.40	6.41	6.12			
	ηs,c	%		-	-	253	242	-	-	253	242			
	Annual energy consumption	kWh/a		376	520	1,133	1,314	376	520	1,133	1,314			
Space heating (Average climate)	Energy efficiency class			A+		-		A+		-				
	Capacity Pdesign	kW		4.70	7.80	9.52		4.70	7.80	9.52				
	SCOP/A			4.05	4.20	4.15	3.94	4.05	4.20	4.15	3.94			
	ηs,h	%		-	-	163	155	-	-	163	155			
	Annual energy consumption	kWh/a		1,625	2,600	3,209	3,383	1,625	2,600	3,209	3,383			
Indoor unit				FVA	71A	100A	125A	140A	71A	100A	125A	140A		
Dimensions	Unit	HeightxWidthxDPTH		mm		1,850x600x270		1,850x600x350		1,850x600x270		1,850x600x350		
Weight	Unit	kg		42		50		42		50				
Air filter	Type		Resinnet											
Fan	Air flow rate	Cooling	Low/Medium/High	m³/min	14/16/18	22/25/28	24/26/28	26/28/30	14/16/18	22/25/28	24/26/28	26/28/30		
		Heating	Low/Medium/High	m³/min	14/16/18	22/25/28	24/26/28	26/28/30	14/16/18	22/25/28	24/26/28	26/28/30		
Sound power level	Cooling	dBA		55	62	63	65	55	62	63	65			
Sound pressure level	Cooling	Low/Medium/High	dBA		38/41/43	44/47/50	46/48/51	48/51/53	38/41/43	44/47/50	46/48/51	48/51/53		
	Heating	Medium/Nom./High	dBA		38/41/43	44/47/50	46/48/51	48/51/53	38/41/43	44/47/50	46/48/51	48/51/53		
Control systems	Wired remote control		BRC1H52W/S/K / BRC1E53A / BRC1E53B / BRC1E53C / BRC1D52											
Power supply	Phase/Frequency/Voltage		Hz/V		1~/50/60/220-240/220									
Outdoor unit				RZAG	71NV1	100NV1	125NV1	140NV1	71NY1	100NY1	125NY1	140NY1		
Dimensions	Unit	HeightxWidthxDPTH		mm										
Weight	Unit	kg		81	85	95		81	85	94				
Sound power level	Cooling	dBA		64	66	69	70	64	66	69	70			
	Heating	dBA		-	-	68	71	-	-	68	71			
Sound pressure level	Cooling	Nom.	dBA		46	47	49	50	46	47	49	50		
	Heating	Nom.	dBA		48	50	52		48	50	52			
Operation range	Cooling	Ambient	Min.~Max.	°CDB										
	Heating	Ambient	Min.~Max.	°CWB										
Refrigerant	Type/GWP		R-32/675											
	Charge		kg/TCO2Eq		3.20/2.16		3.70/2.50		3.20/2.16		3.70/2.50			
Piping connections	Liquid/Gas OD		mm		10/15.9									
	Piping length	OU - IU	Max.	m		55	85		55	85				
		System Equivalent Chargeless	m		75	100		75	100					
	Additional refrigerant charge		kg/m		See installation manual									
	Level difference IU - OU		Max. m		30									
Power supply	Phase/Frequency/Voltage		Hz/V		1~/50 /220-240				3~/50 /380-415					
Current - 50Hz	Maximum fuse amps (MFA)		A		20	32		16						

Contains fluorinated greenhouse gases

Floor standing unit

For commercial spaces with high ceilings

- › Combination with Sky Air Advance-series ensures good value for money for all types of commercial applications
- › Decrease of temperature variation by automatic fan speed selection or freely selectable 3-step fan speed.
- › Improved comfort as a result of better airflow distribution from the vertical out blow which allows manual adjustment of air outlet blades at the top of the unit.
- › Selectable horizontal out blow to better suit the layout of the room (via wired remote controller BRC1E*/BRC1H*)



More details and final information can be found by scanning or clicking the QR codes.



FVA-A



RZASG-MV1



RZASG-MY1

Efficiency data		FVA + RZASG	71A + 71MV1	100A + 100MV1	125A + 125MV1	140A + 140MV1	100A + 100MY1	125A + 125MY1	140A + 140MY1		
Cooling capacity	Nom.	kW	6.80	9.50	12.1	13.4	9.50	12.1	13.4		
Heating capacity	Nom.	kW	7.50	10.8	13.5	15.5	10.8	13.5	15.5		
Space cooling	Energy efficiency class		A+			-		A+			
	Capacity	Pdesign	kW	6.80	9.50	12.1	13.4	9.50	12.1		
	SEER			5.83	5.72	5.52	5.63	5.72	5.52		
	ηs,c		%	-	-	218	222	-	218		
Annual energy consumption		kWh/a	408	581	1,314	1,428	581	1,314	1,428		
Space heating (Average climate)	Energy efficiency class		A+		A		-		A		
	Capacity	Pdesign	kW	4.50	6.00	7.80	6.00	7.80			
	SCOP/A			4.04	3.83	3.64	3.81	3.83	3.64		
	ηs,h		%	-	-	143	149	-	143		
Annual energy consumption		kWh/a	1,559	2,193	2,308	2,866	2,193	2,308	2,866		
Indoor unit		FVA	71A	100A	125A	140A	100A	125A	140A		
Dimensions	Unit	HeightxWidthxDepth	mm	1,850x600x270		1,850x600x350					
Weight	Unit		kg	42	50						
Air filter	Type		Resin net								
Fan	Air flow rate	Cooling	Low/Medium/High	m³/min	14/16/18	22/25/28	24/26/28	26/28/30	22/25/28	24/26/28	26/28/30
		Heating	Low/Medium/High	m³/min	14/16/18	22/25/28	24/26/28	26/28/30	22/25/28	24/26/28	26/28/30
Sound power level	Cooling		dBA	55	62	63	65	62	63	65	
Sound pressure level	Cooling	Low/Medium/High	dBA	38/41/43	44/47/50	46/48/51	48/51/53	44/47/50	46/48/51	48/51/53	
	Heating	Medium/Nom./High	dBA	38/41/43	44/47/50	46/48/51	48/51/53	44/47/50	46/48/51	48/51/53	
Control systems	Wired remote control		BRC1H52W/S/K / BRC1E53A / BRC1E53B / BRC1E53C / BRC1D52								
Power supply	Phase/Frequency/Voltage		Hz/V	1~/50/60/220-240/220							
Outdoor unit		RZASG	71MV1	100MV1	125MV1	140MV1	100MY1	125MY1	140MY1		
Dimensions	Unit	HeightxWidthxDepth	mm	770x900x320		990x940x320					
Weight	Unit		kg	60	70	78	70	71	77		
Sound power level	Cooling		dBA	65	70	71	73	70	71		
	Heating		dBA	-	-	71	73	-	71		
Sound pressure level	Cooling	Nom.	dBA	46	53	54	53	54			
	Heating	Nom.	dBA	47	-	-	57	-	-		
Operation range	Cooling	Ambient	Min.~Max.	°CDB							
	Heating	Ambient	Min.~Max.	°CWB							
Refrigerant	Type/GWP		R-32/675								
	Charge		kg/TCO2Eq	2.45/1.65	2.60/1.76	2.90/1.96	2.60/1.76	2.90/1.96			
Piping connections	Liquid/Gas OD		mm	9.52/15.9							
	Piping length	OU - IU	Max.	m							
		System	Equivalent	m							
		Chargeless		m							
	Additional refrigerant charge		kg/m	See installation manual							
	Level difference IU - OU	Max.	m								
Power supply	Phase/Frequency/Voltage		Hz/V	1~/50 /220-240				3~/50 /380-415			
Current - 50Hz	Maximum fuse amps (MFA)		A	20	25	32	16				

Contains fluorinated greenhouse gases

Concealed floor standing unit

Designed to be concealed in walls

- › Combination with Sky Air Alpha-series ensures best in class quality, highest efficiency and performance
- › Discretely concealed in the wall: only the suction and discharge grilles are visible
- › Requires very little installation space as the depth is only 200mm
- › Its low height (620 mm) enables the unit to fit perfectly beneath a window
- › High ESP allows flexible installation



More details and final information can be found by scanning or clicking the QR codes.



FNA-A9



RZAG-A

Efficiency data		FNA + RZAG		35A9 + 35A		50A9 + 50A		60A9 + 60A		
Cooling capacity	Min./Nom./Max.	kW		1.6/3.5/4.5		1.7/5.0/6.0		1.7/6.0/6.5		
Heating capacity	Min./Nom./Max.	kW		1.40/4.00/5.00		1.70/5.00/6.00		1.70/7.00/7.50		
Space cooling	Energy efficiency class					A+				
	Capacity	Pdesign	kW	3.50		5.00		6.00		
	SEER			5.90		5.90		5.70		
Annual energy consumption			kWh/a	208		297		368		
Space heating (Average climate)	Energy efficiency class					A				
	Capacity	Pdesign	kW	3.50		4.30		4.50		
	SCOP/A			3.90		3.90		3.90		
	Annual energy consumption			kWh/a	1,255		1,542		1,616	
Indoor unit		FNA		35A9		50A9		60A9		
Dimensions	Unit	HeightxWidthxDepth	mm	620/720x790x200		620/720x1,190x200				
Weight	Unit		kg	23.0		30.0				
Air filter	Type					Resin net				
Fan	Air flow rate	Cooling	Low/High	m ³ /min	7.3/8.7		13.5/16.0			
		Heating	Low/High	m ³ /min	7.3/8.7		13.5/16.0			
	External static pressure		Nom./High	Pa	30/48		40/49			
Sound power level	Cooling			dBA	53.0		56.0			
Sound pressure level	Cooling	Low/Medium/High		dBA	28.0/31.0/33.0		30.0/33.0/36.0			
	Heating	Low/Nom./High		dBA	28.0/31.0/33.0		30.0/33.0/36.0			
Control systems	Infrared remote control					BRC4C65				
	Wired remote control					BRC1H52W/S/K / BRC1E53A / BRC1E53B / BRC1E53C / BRC1D52				
Power supply	Phase/Frequency/Voltage		Hz/V			1~/50/60/220-240/220				
Outdoor unit		RZAG		35A		50A		60A		
Dimensions	Unit	HeightxWidthxDepth	mm			734x870x373				
Weight	Unit		kg			52				
Sound power level	Cooling		dBA	62.0		63.0		64.0		
	Heating		dBA	62.0		63.0		64.0		
Sound pressure level	Cooling	Nom.	dBA	48.0		49.0		50.0		
	Heating	Nom.	dBA	48.0		49.0		50.0		
Operation range	Cooling	Ambient	Min.~Max.	°CDB	-20~-52					
	Heating	Ambient	Min.~Max.	°CWB	-20~-24					
Refrigerant	Type/GWP					R-32/675.0				
	Charge			kg/TCO2Eq	1.55/1.05					
Piping connections	Liquid/Gas OD		mm	6.35/9.50		6.35/12.7				
	Piping length	OU - IU	Max.	m	50					
	System Chargeless			m	30					
	Additional refrigerant charge			kg/m	0.02 (for piping length exceeding 30m)					
Power supply	Level difference IU - OU		Max.	m	30.0					
	Phase/Frequency/Voltage		Hz/V			1~/50 / 220-240				

Contains fluorinated greenhouse gases

Concealed floor standing unit

Designed to be concealed in walls

- › Combination with split outdoor units is ideal for small retail, offices and residential applications
- › Discretely concealed in the wall: only the suction and discharge grilles are visible
- › Requires very little installation space as the depth is only 200mm
- › Its low height (620 mm) enables the unit to fit perfectly beneath a window
- › High ESP allows flexible installation



More details and final information can be found by scanning or clicking the QR codes.



FNA-A9



RXM-R



RXM-R9

Efficiency data		FNA + RXM		25A9 + 25R9		35A9 + 35R9		50A9 + 50R		60A9 + 60R	
Cooling capacity	Nom.	kW		2.60		3.40		5.00		6.00	
Heating capacity	Nom.	kW		3.20		4.00		5.80		7.00	
Space cooling	Energy efficiency class					A+				A	
	Capacity	Pdesign	kW	2.60		3.40		5.00		6.00	
	SEER			5.68		5.70		5.77		5.56	
	Annual energy consumption			kWh/a		160		209		303	
Space heating (Average climate)	Energy efficiency class							A+			
	Capacity	Pdesign	kW	2.80		2.90		4.00		4.60	
	SCOP/A			4.24		4.05		4.09		4.16	
	Annual energy consumption			kWh/a		924		1,002		1,368	
Indoor unit		FNA		25A9		35A9		50A9		60A9	
Dimensions	Unit	HeightxWidthxDpeth		mm		620 (1) / 720x790x200		620 (1) / 720x1,190x200			
Weight	Unit	kg		23.0				30.0			
Air filter	Type	Resin net									
Fan	Air flow rate	Cooling	Low/High	m ³ /min		7.3 / 8.7		13.5 / 16.0			
		Heating	Low/High	m ³ /min		7.3 / 8.7		13.5 / 16.0			
	External static pressure	Nom./High		Pa		30 / 48		40 / 49			
Sound power level	Cooling	dBA		53.0				56.0			
Sound pressure level	Cooling	Low/Medium/High		dBA		28.0 / 31.0 / 33.0		30.0 / 33.0 / 36.0			
	Heating	Low/Nom./High		dBA		28.0 / 31.0 / 33.0		30.0 / 33.0 / 36.0			
Control systems	Infrared remote control							BRC4C65			
	Wired remote control							BRC1H52W/S/K / BRC1E53A / BRC1E53B / BRC1E53C / BRC1D52			
Power supply	Phase/Frequency/Voltage			Hz/V		1~/50/60/220-240/220					
Outdoor unit		RXM		25R9		35R9		50R		60R	
Dimensions	Unit	HeightxWidthxDpeth		mm		552x840x350		734x954x401			
Weight	Unit	kg		32				49.0			
Sound pressure level	Cooling	Nom.		dBA		46.0		49.0		48.0	
	Heating	Nom.		dBA		47.0		49.0			
Operation range	Cooling	Ambient	Min.~Max.	°CDB		-10 ~50 / 46				-10 ~50 / 46	
Refrigerant	Type							R-32			
	GWP					675				675.0	
	Charge			kg/TCO2Eq		0.76 / 0.52		1.15 / 0.780			
Piping connections	Liquid	OD		mm		6.35		6			
	Gas	OD		mm		9.50		12.7			
	Piping length	OU - IU	Max.	m		20		30			
		System	Chargeless	m				10			
	Additional refrigerant charge			kg/m				0.02 (for piping length exceeding 10m)			
Power supply	Phase/Frequency/Voltage			Hz/V		1~/50 / 220-240				20.0	
Current - 50Hz	Maximum fuse amps (MFA)			A		13				16	

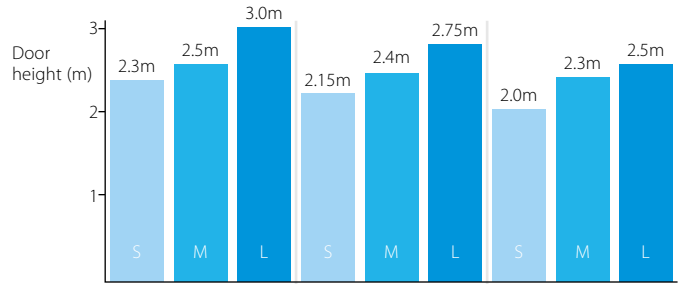
(1)Including installation legs | Contains fluorinated greenhouse gases



Biddle air curtains

Biddle air curtains provide highly efficient solutions for retailers and consultants to combat the issue of climate separation across their outlet or office doorway.

Biddle air curtain portfolio



Installation condition

Favourable

ex: covered shopping mall or revolving door entrance

Normal

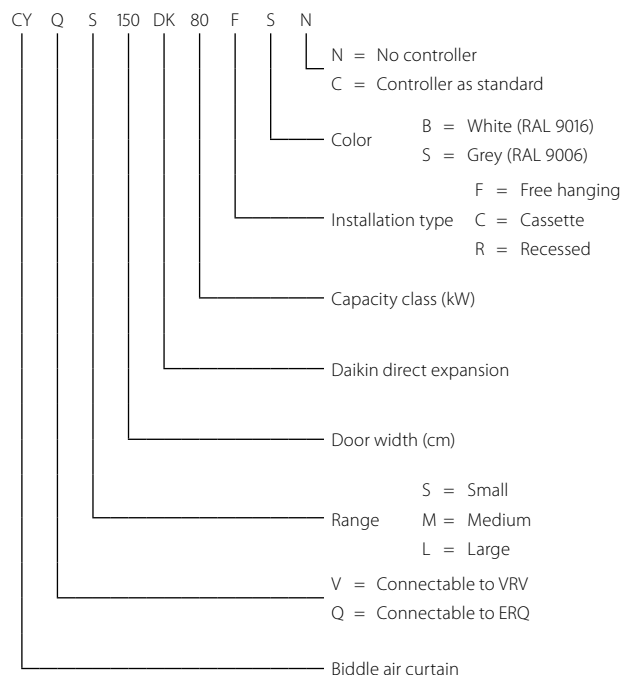
ex: little direct wind, no opposite open doors, building with ground floor only

Unfavourable

ex: location at a corner or square, multiple floors and/or open stairwell

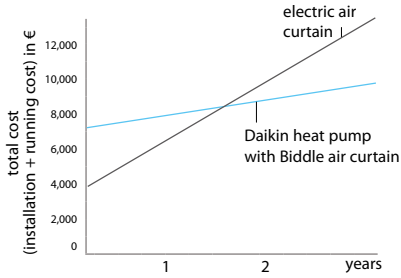
Type	Product name	Features	
Biddle standard air curtain free hanging	CYQ S/M/L-DK-F	<ul style="list-style-type: none"> - CYQ - Biddle air curtain for connection to ERQ - Connectable to ERQ heat pump - Cassette model (C): mounted into a false ceiling leaving only the decoration panel visible 	
Biddle standard air curtain cassette	CYQ S/M/L-DK-C	<ul style="list-style-type: none"> - Free-hanging model (F): easy wall mounted installation - Recessed model (R): neatly concealed in the ceiling - A payback period of less than 1.5 years compared to installing an electric air curtain 	
Biddle standard air curtain recessed	CYQ S/M/L-DK-R	<ul style="list-style-type: none"> - Easy and quick to install at reduced costs since no additional water systems, boilers and gas connections are required 	

Biddle air curtain nomenclature



Biddle air curtain for ERQ

- › Connectable to ERQ heat pump
- › ERQ is among the first DX systems suitable for connection to air curtains
- › Free-hanging model (F): easy wall mounted installation
- › Cassette model (C): mounted into a false ceiling leaving only the decoration panel visible
- › Recessed model (R): neatly concealed in the ceiling
- › A payback period of less than 1.5 years compared to installing an electric air curtain
- › Easy and quick to install at reduced costs since no additional water systems, boilers and gas connections are required
- › **PATENTED TECHNOLOGY:** Maximum energy efficiency stemming from almost zero down flow turbulence, optimised air flow and the application of advanced discharge rectifier technology
- › Around 85% air separation efficiency, greatly reducing both heat loss and required indoor unit heating capacity



More details and final information can be found by scanning or clicking the QR codes.



Outdoor units portfolio for connection to Biddle air curtains


System	Type	Product name	Condensing units		71	100	125	140	200	250
Air cooled	Heat pump	ERQ-AV1 ¹ Condensing Units	- High efficiency - High comfort levels - Easy design and installation			•	•	•		
		ERQ-AW1 ¹ Condensing Units	- Maximize installation flexibility by offering 4 types of control systems				•		•	•

1) Only use the condensing units in combinations with an air handling unit.

				Small			Medium			
				CYQS150DK80 *BN/*SN	CYQS200DK100 *BN/*SN	CYQS250DK140 *BN/*SN	CYQM100DK80 *BN/*SN	CYQM150DK80 *BN/*SN	CYQM200DK100 *BN/*SN	CYQM250DK140 *BN/*SN
Heating capacity	Speed 3		kW	9.0	11.6	16.2	9.2	11.0	13.4	19.9
Power input	Fan only	Nom.	kW	0.35	0.46	0.58	0.37	0.56	0.75	0.94
	Heating	Nom.	kW	0.35	0.46	0.58	0.37	0.56	0.75	0.94
Delta T	Speed 3		K	15			16	17	14	13
Casing	Colour			BN: RAL9010 / SN: RAL9006						
Dimensions	Unit	Height F/C/R	mm	270/270/270						
		Width F/C/R	mm	1,500/1,500/1,548	2,000/2,000/2,048	2,500/2,500/2,548	1,000/1,000/1,048	1,500/1,500/1,548	2,000/2,000/2,048	2,500/2,500/2,548
		Depth F/C/R	mm	590/821/561						
Required ceiling void >			mm	420						
Door height	Max.		m	2.3 (1) / 2.15 (2) / 2.0 (3)	2.3 (1) / 2.15 (2) / 2.0 (3)	2.3 (1) / 2.15 (2) / 2.0 (3)	2.5 (1) / 2.4 (2) / 2.3 (3)	2.5 (1) / 2.4 (2) / 2.3 (3)	2.5 (1) / 2.4 (2) / 2.3 (3)	2.5 (1) / 2.4 (2) / 2.3 (3)
Door width	Max.		m	1.5	2.0	2.5	1.0	1.5	2.0	2.5
Weight	Unit		kg	66	83	107	57	73	94	108
Fan-Air flow rate	Heating	Speed 3	m ³ /h	1,746	2,328	2,910	1,605	2,408	3,210	4,013
Sound pressure level	Heating	Speed 3	dB(A)	49	50	51	50	51	53	54
Refrigerant	Type / GWP			R-410A / 2,087.5						
Piping connections	Liquid/OD/Gas/OD		mm	9.52/16.0		9.52/19.0	9.52/16.0			9.52/19.0
Required accessories (should be ordered separately)				Daikin wired remote control (BRC1H51(9)W/S/K / BRC1E53A/B/C / BRC1D52)						
Power supply	Voltage		V	230						

				Large			
				CYQL100DK125*BN/*SN	CYQL150DK200*BN/*SN	CYQL200DK250*BN/*SN	CYQL250DK250*BN/*SN
Heating capacity	Speed 3		kW	15.6	23.3	29.4	31.1
Power input	Fan only	Nom.	kW	0.75	1.13	1.50	1.88
	Heating	Nom.	kW	0.75	1.13	1.50	1.88
Delta T	Speed 3		K	15			
Casing	Colour			BN: RAL9010 / SN: RAL9006			
Dimensions	Unit	Height F/C/R	mm	370/370/370			
		Width F/C/R	mm	1,000/1,000/1,048	1,500/1,500/1,548	2,000/2,000/2,048	2,500/2,500/2,548
		Depth F/C/R	mm	774/1,105/745			
Required ceiling void >			mm	520			
Door height	Max.		m	3.0 (1) / 2.75 (2) / 2.5 (3)	3.0 (1) / 2.75 (2) / 2.5 (3)	3.0 (1) / 2.75 (2) / 2.5 (3)	3.0 (1) / 2.75 (2) / 2.5 (3)
Door width	Max.		m	1.0	1.5	2.0	2.5
Weight	Unit		kg	76	100	126	157
Fan-Air flow rate	Heating	Speed 3	m ³ /h	3,100	4,650	6,200	7,750
Sound pressure level	Heating	Speed 3	dB(A)	53	54	56	57
Refrigerant	Type / GWP			R-410A / 2,087.5			
Piping connections	Liquid/OD/Gas/OD		mm	9.52/16.0	9.52/19.0	9.52/22.0	
Required accessories (should be ordered separately)				Daikin wired remote control (BRC1H51(9)W/S/K / BRC1E53A/B/C / BRC1D52)			
Power supply	Voltage		V	230			

(1) Favorable conditions: covered shopping mall or revolving door entrance (2) Normal conditions: little direct wind, no opposite open doors, building with ground floor only (3) Unfavorable conditions: location at a corner or square, multiple floors and/or open stairway



SKY AIR ALPHA-SERIES - LOW HEIGHT UNIT



LOW SOUND ENCLOSURE FOR SKY AIR ALPHA-SERIES (RZAG-N) AND ADVANCE-SERIES (RZA-D)

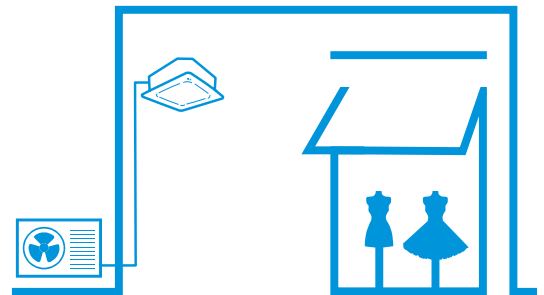
Outdoor units

A range of industry leading technology outdoor units

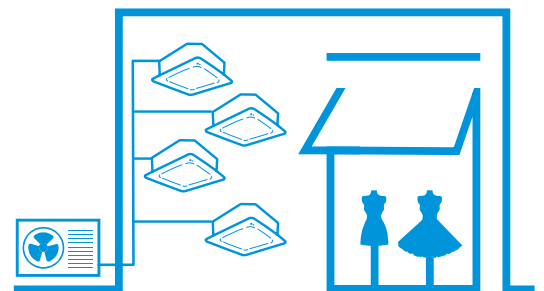
Products overview outdoor units	444
Benefits overview outdoor units	445
SkyAir A-series	446
Low sound enclosure	447
Variable Refrigerant Temperature	448
Replacement technology	449

R-32 BLUEEVOLUTION range	450
RZAG-A SkyAir Alpha-series	450
RZAG-NV1/NY1 SkyAir Alpha-series	450
RZASG-MV1/MY1 SkyAir Advance-series	451
RZA-D SkyAir Advance-series	452
ARXM-R/	
AZAS-MV1/MY1 SkyAir Active-series	453
Multi model and VRV range	
See Split or VRV chapter	
Options & Accessories	454

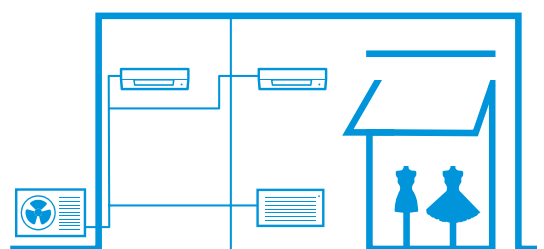
Pair solution



Twin, triple, double twin solution



Multi solution



Products overview outdoor units



BLUEEVOLUTION

R-32 SkyAir A-series

Pair, twin, triple & double twin application

System	Type	Model	Product name	35	50	60	71	100	125	140	200	250	
Air cooled	Heat pump	<p>SkyAir Alpha-series</p> <ul style="list-style-type: none"> - Industry leading technology for commercial applications - Dedicated solution for infrastructure cooling - Variable Refrigerant Temperature (RZAG71-100-125-140 series) - Maximum piping length up to 85m (50m for RZAG35-50-60) - Replacement technology - Extended operation range down to -20°C in both heating and cooling - Pair, twin, triple and double twin application (RZAG71-100-125-140 series) 	<p>R-32</p> <p>A++</p> <p>(A+++ - D)</p>										
			<p>RZAG-A</p> <p>RZAG-NV1/NY1</p>										
		<p>SkyAir Advance-series</p> <ul style="list-style-type: none"> - Technology and comfort combined for commercial applications - Very compact and easy to install outdoor units - Maximum piping length up to 50m (RZA-D up to 100m) - Replacement technology - Operation range down to -15°C both cooling and in heating (RZA-D down to -20°C) - Pair, twin, triple and double twin application 	<p>R-32</p> <p>A+</p> <p>(A+++ - D)</p>										
		<p>RZASG-MV1/MY1</p>											
		<p>RZA-D</p>											
		<p>SkyAir Active-series</p> <ul style="list-style-type: none"> - Ideal solution for busy environments and small shops - Very compact and easy to install outdoor units - Maximum piping length up to 30m - Replacement technology - Easy-to-mount outdoor units: roof, terrace or wall - Exclusively offered for pair applications 	<p>R-32</p> <p>A</p> <p>(A+++ - D)</p>										
		<p>ARXM-R</p> <p>AZAS-MV1/MY1</p>											

Benefits overview outdoor units

		<i>SkyAir</i> Alpha-series		<i>SkyAir</i> Advance-series		<i>SkyAir</i> Active-series	
		RZAG-A	RZAG-NV1/NY1	RZASG-MV1/MY1	RZA-D	AZAS-MV1/MY1	
We care icons	Seasonal efficiency - Smart use of energy	Seasonal efficiency gives a more realistic indication on how efficient air conditioners operate over an entire heating or cooling season.	A++ (A+++ - D)	A++ (A+++ - D)	A+ (A+++ - D)	-	A (A+++ - D)
	Inverter technology	Inverter compressors continuously adjust compressor speed to actual demand. Fewer power-consuming starts and stops result in decreased energy consumption (up to 30%) and more stable temperatures.	●	●	●	●	●
	Replacement technology	Quick and quality system replacement in the most cost effective way	●	●	●	●	●
Comfort	Night quiet	Lowers the operation sound of the outdoor unit automatically.	●	●	●	●	●
	Auto cooling-heating changeover	Automatically selects cooling or heating mode to achieve the set temperature.	●	●	●	●	●
Other functions	Variable refrigeration temperature	The intelligent systems ensures highest energy savings with additional comfort to better suit application requirements.		●			
	Twin/triple/double twin application	2, 3 or 4 indoor units can be connected to only 1 outdoor unit. All indoor units operate within the same mode (cooling or heating) from one remote control.		●	●	●	
	Swing compressor	Outdoor units are fitted with a swing compressor, renowned for its low noise and high reliability	●	●	●	●	●
	Guaranteed operation down to -20°C	Daikin is suitable for all climates, even withstanding severe winter conditions with an operation range down to -20°C.	●	●		●	
	Infrastructure cooling	For high sensible, infrastructure cooling applications, dedicated infrastructure cooling settings and allowing asymmetric combinations enhance the system's reliability.	●	●			
	Low sound enclosure	Dedicated Daikin developed and tested low sound enclosure, reducing sound power by up to -10 dB(A)		○		○	

Technical benefit overview

SkyAir A-series

	<i>SkyAir</i> Alpha-series		<i>SkyAir</i> Advance-series		<i>SkyAir</i> Active-series
	RZAG-A	RZAG-NV1/NY1	RZASG-MV1/MY1	RZA-D	AZAS-MV1/MY1
Compact single fan casing on the entire range	●	●	●	●	●
Maximum piping length	50 m	85 m	50 m	100 m	30 m
Pivoting front plate		●	●	●	●
7 segment display		●	●	●	●
Increased factory charge	●	●			
Integrated leak check		●			
Refrigerant bottom plate pass		●			
Specially developed R-32 swing compressor	●	●	●	●	●
Refrigerant cooled PCB		●	●	●	●
Intelligent Tablet controller - Onecta app	○	○	○	○	○

● standard, ○ optional


SkyAir Advance-series

SkyAir Alpha-series


Low height.
High value.



✓ Unique, low-height single fan range



✓ Compact unit, easy to transport



✓ Market-leading serviceability and handling



Fast and easy access to all critical component

- › Single screw access
- › Wider access area



Newly positioned handle for easier carrying

Low sound enclosure

EKLN140A



Benefits

- ✓ **Dedicated Daikin option for:**
 - › Sky Air Alpha-series
 - › Sky Air Advance-series
 - › VRV 5 S-series
- ✓ **Fully optimised and tested in Daikin factory**
 - › Guaranteed performance levels (sound, capacity, efficiency)
- ✓ **Outdoor unit sound reduction of up to -10 dB(A) on sound power levels**
 - › Enabling to meet local sound requirements
 - › Increased flexibility to apply outdoor units
 - › Reduces sound on the entire sound spectrum
- ✓ **Minimal capacity reduction**
 - › Separated air intake and discharge to prevent air flow short circuit
 - › No additional calculations needed thanks to factory tested data
- ✓ **Easy to integrate**
 - › Anthracite (RAL 7016), highly aesthetic finishing
 - › Mechanically designed to perfectly suit the Sky Air Alpha/ Advance and VRV 5 S-series casings
 - › Self-supporting; can be installed on any flat surface
- ✓ **Fast & easy installation & servicing**
 - › 100 % weather resistant
 - › Easy opening to access most system components
- ✓ **Durable**
 - › 3 years warranty on all components
 - › Made of stainless steel with robust double layer powder coating, ensuring maximum corrosion resistance

Tried and tested: values that you can rely on

Our low sound enclosure eliminates possible problems and reduces your workload significantly:

- › **No incompatibilities** – tested combinations with the outdoor unit that you want to encase
- › **No surprises** – measured and guaranteed sound reduction according to ISO 3744
- › **No calculations** – tested performance values for capacity and efficiency



Sound power level measurement in acoustic chamber



Sound enclosure				EKLN140A
Casing	Colour			Anthracite (RAL 7016)
	Material			Sheet metal
Dimensions	Unit	Height	mm	1,100
		Width	mm	1,400
		Depth	mm	1,500
	Packed unit	Height	mm	1,017
		Width	mm	1,517
		Depth	mm	917
Weight	Unit			152
	Packed unit			186
Combines with	Sky Air Alpha-series			RZAG-NV1/NY1
	Sky Air Advance-series			RZA-D
	VRV 5 S-series			RXYS-A-V1/AY1



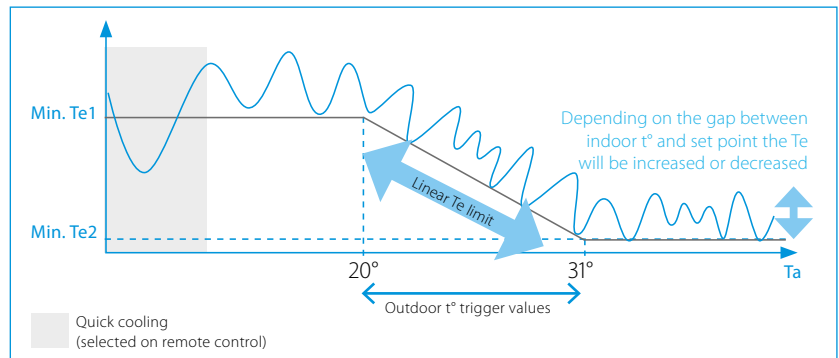
Variable Refrigerant Temperature



The ultimate customer experience

- ✓ Increases air discharge temperature and eliminates cold drafts!
- ✓ Increased customer comfort and reduced energy consumption!

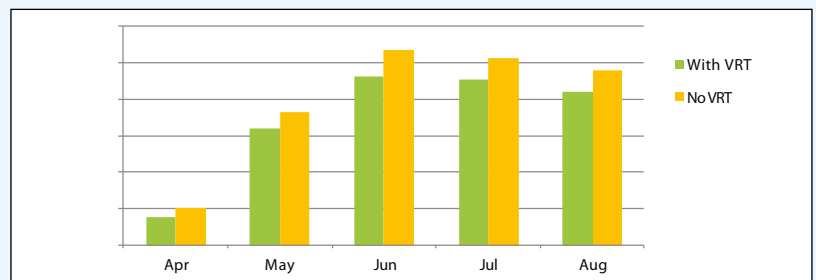
› The system automatically increases its evaporating temperature (T_e) when the gap between the actual indoor temperature (T_{in}) and the setpoint (T_{set}) is becoming smaller, increasing comfort and providing more stable operation



Case study: JBC, Vilvoorde

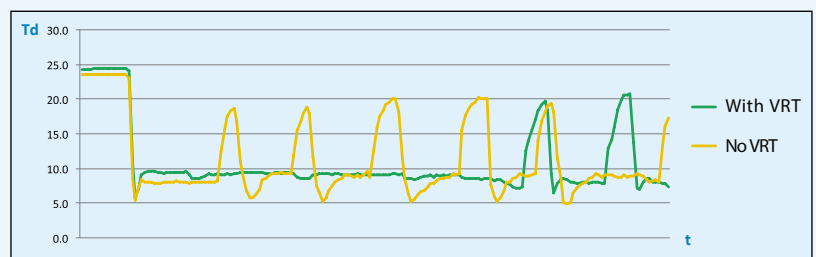
- ✓ Two pair systems are installed in the same zone allowing comparison
- ✓ More energy efficient: up to 20% lower energy consumption

Average energy consumption over 5 months of operation



- ✓ Improved comfort: higher discharge temperatures

› More stable and continuous operation
› Average discharge temperature increased with 3~4°C





Benefits to increase your profit Optimise your business

Less installation time

Tackle more projects in less time thanks to faster installation. It is more profitable than replacing the full system with new piping.

Lower installation costs

Reducing installation costs enables you to offer customers the most cost-effective solution and improve your competitive edge.

Replace non-Daikin systems

NON DAIKIN **DAIKIN**

It is a trouble-free replacement solution for Daikin systems and for systems made by other manufacturers.

Easy as one-two-three

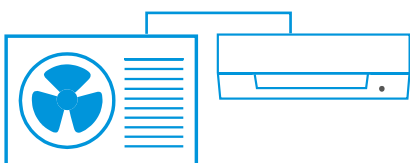
A simple solution for replacement technology enables you to handle more projects for more customers in less time and offer them the best price! Everybody gains.

How does it work?

The Daikin low-cost upgrade solution

! Replace indoor units

Contact your local dealer to check compatibility in case you need to keep the indoor units.



✓ Replace outdoor units

Learn more about Daikin replacement solutions at www.daikin.eu/en_us/knowledge-center/replacement-technology.html



The benefits will convince your customer

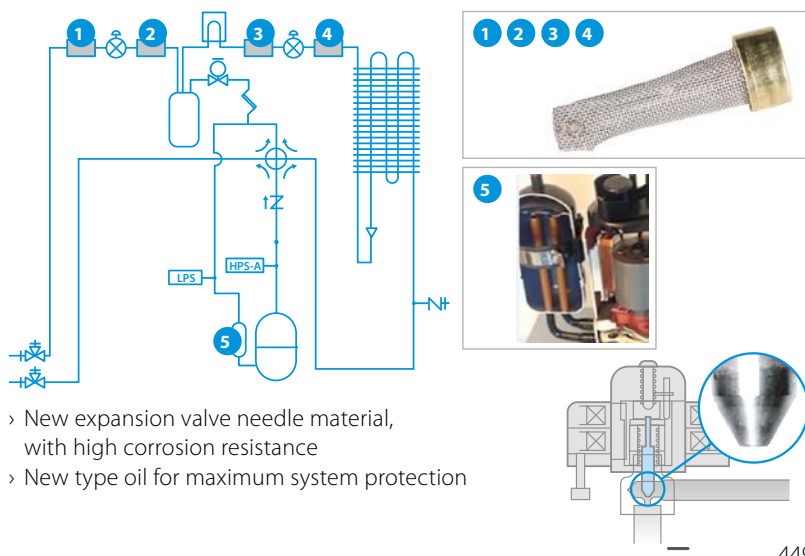
- ✓ To prevent unexpected breakdown
- ✓ To lower running costs
- ✓ To protect the environment
- ✓ To improve comfort

Your copper pipes will last for multiple generations

- copper pipes used in air conditioning systems tested by Daikin will last over 60 years after installation.

Unique technologies

> Cleaning free piping re-usage thanks to unique hepta filtering for maximum particle reduction



- > New expansion valve needle material, with high corrosion resistance
- > New type oil for maximum system protection

Sky Air Alpha-series

Industry leading technology for commercial applications and even for technical rooms

- › Unique, low-height single fan range
- › Compact dimensions allow almost unnoticeable installation
- › Market-leading serviceability and handling, thanks to wide access area, 7-segment display and additional handle
- › The perfect balance in efficiency and comfort thanks to Variable Refrigerant Temperature: top seasonal efficiency throughout most of the year and quick reaction speed on the hottest days.
- › Suits high sensible, infrastructure cooling applications
- › Replace existing systems with R-32 technology without needing to replace the piping
- › Guarantees operation in both heating and cooling mode down to -20°C
- › Refrigerant cooled PCB guarantees reliable cooling, as it is not influenced by ambient temperature.
- › Maximum piping length up to 85m (50m for RZAG-A)
- › Outdoor units for pair, twin, triple, double twin application
- › Combines with EKLN-A low sound enclosure



Comfort cooling combination table

	FCAG-H				FCAG-B				FFA-A9				FDA-A				FDXM-F9				FBA-A(9)				FHA-A(9)				FAA-B		FTXM-R		FUA-A		FNA-A9		FVA-A						
capacity class	71	100	125	140	35	50	60	71	100	125	140	35	50	60	71	100	125	140	35	50	60	71	100	125	140	35	50	60	71	71	100	125	140	35	50	60	71	100	125	140			
RZAG35A					P							P							P							P																	
RZAG50A						P							P							P							P																
RZAG60A							P							P							P								P														
RZAG71NV1	P					2							2							2							2																
RZAG100NV1		P				3	2						3	2						3	2						3																
RZAG125NV1			P			4	3	2					4	3	2					4	3	2					4																
RZAG140NV1	2					4	3	2					4	3	2					4	3	2					4																

P = pair application; 2/3/4 = twin/triple/double twin application

Infrastructure cooling combination table

	FTXM-R		FAA-B		FHA-A(9)				FBA-A(9)				FDXM-F9		FUA-A		FNA-A9		FVA-A		FFA-A9		FCAG-H				FCAG-B													
capacity class	35	50	60	71	71	100	35	50	60	71	100	125	140	35	50	60	71	100	125	140	35	50	60	71	100	125	140	35	50	60	71	100	125	140						
RZAG35A		P																																						
RZAG50A			P																																					
RZAG60A				P																																				
RZAG71NV1						P	3	2							3	2						3	2					3												
RZAG100NV1						2	4	3	2						4	3	2					4	3					4												
RZAG125NV1						2	4	3	2						4	3	2					4	3					4												
RZAG140NV1						2	4	3	2						4	3	2					4	3					4												

P = Pair, 2 = Twin, 3 = Triple, 4 = Double twin; For more information on infrastructure cooling options refer to infrastructure cooling catalogue.

More details and final information can be found by scanning or clicking the QR codes.



RZAG-A



RZAG-NV1



RZAG-NY1

Indoor Unit			RZAG	35A	50A	60A	71NV1	100NV1	125NV1	140NV1	71NY1	100NY1	125NY1	140NY1	
Dimensions	Unit	HeightxWidthxDepth	mm	734x870x373				870x1,100x460							
Weight	Unit		kg	52				81	85	95		81	85	94	
Sound power level	Cooling		dBA	62.0	63.0	64.0	64	66	69	70	64	66	69	70	
	Heating		dBA	62.0	63.0	64.0	-	-	68 (1)	71 (1)	-	-	68 (1)	71 (1)	
Sound pressure level	Cooling	Nom.	dBA	48.0	49.0	50.0	46	47	49	50	46	47	49	50	
	Heating	Nom.	dBA	48.0	49.0	50.0	48	50	52		48	50	52		
Operation range	Cooling	Ambient	Min.~Max.	---				-20 ~52							
	Heating	Ambient	Min.~Max.	---				-20 ~18							
Refrigerant	Type/GWP			R-32/675.0				R-32/675							
	Charge		kg/TCO2Eq	1.55 /1.05		3.20 /2.16		3.70 /2.50		3.20 /2.16		3.70 /2.50			
Piping connections	Liquid/Gas	OD	mm	6.35 /9.50		6.35 /12.7		10 /15.9							
	Piping length	OU - IU	Max.	50				55	85		55	85			
		System	Equivalent	m	-				75	100		75	100		
		Chargeless		30				40							
	Additional refrigerant charge		kg/m	0.02 (for piping length exceeding 30m)				See installation manual							
Power supply	Level difference	IU - OU	Max.	30.0				30							
	Phase/Frequency/Voltage		Hz/V					1~/50 /220-240				3~/50 /380-415			
Current - 50Hz	Maximum fuse amps (MFA)		A					20	32		16				

(1)According to ENER Lot 21 | Contains fluorinated greenhouse gases

Sky Air Advance-series

Technology and comfort combined for commercial applications

- › High efficiency:
 - Energy labels up to A++ (cooling) / A+ (heating)
 - compressor offers substantial efficiency improvements
- › Very compact and easy to install
- › Replace existing systems with R-32 technology without needing to replace the piping
- › Guarantees operation in both heating and cooling mode down to -15°C
- › Refrigerant cooled PCB guarantees reliable cooling, as it is not influenced by ambient temperature.
- › Maximum piping length up to 50m, minimum piping length has no limitation
- › Outdoor units for pair, twin, triple, double twin application



RZASG100-140MV1_MY1

Pair, twin, triple and double twin application

capacity class		FCAG-B						FFA-A9			FDXM-F9			FBA-A(9)							
		35	50	60	71	100	125	140	35	50	60	35	50	60	35	50	60	71	100	125	140
RZASG71MV1		2			P			2			2			2				P			
RZASG100MV1	RZASG100MY1	3	2			P		3	2		3	2		3	2				P		
RZASG125MV1	RZASG125MY1	4	3	2			P	4	3	2	4	3	2	4	3	2				P	
RZASG140MV1	RZASG140MY1	4	3		2			P	4	3		4	3		4	3		2			P

capacity class		NEW						FUA-A			FAA-B		FVA-A				FNA-A9				
		FDA-A	FHA-A(9)					71	100	125	71	100	71	100	125	140	35	50	60		
RZASG71MV1			2			P				P		P		P						2	
RZASG100MV1	RZASG100MY1		3	2			P			P		P		P		P				3	2
RZASG125MV1	RZASG125MY1	P	4	3	2			P			P					P				4	3
RZASG140MV1	RZASG140MY1		4	3		2			P	2			2		2			P		4	3

P = Pair, 2 = Twin, 3 = Triple, 4 = Double twin

More details and final information can be found by scanning or clicking the QR codes.



RZASG-MV1



RZASG-MY1

Outdoor Unit		RZASG	71MV1	100MV1	125MV1	140MV1	100MY1	125MY1	140MY1	
Dimensions	Unit	HeightxWidthxDPTH	mm	770x900x320						990x940x320
Weight	Unit		kg	60	70	78	70	77	77	
Sound power level	Cooling		dBA	65	70	71	73	70	71	
	Heating		dBA	-	71	73	-	71	73	
Sound pressure level	Cooling	Nom.	dBA	46	53	54	53	54	54	
	Heating	Nom.	dBA	47		57				
Operation range	Cooling	Ambient	Min.~Max.	-15~46						
	Heating	Ambient	Min.~Max.	-15~-15.5						
Refrigerant	Type/GWP			R-32/675						
	Charge		kg/TCO2Eq	2.45/1.65	2.60/1.76	2.90/1.96	2.60/1.76	2.90/1.96	2.90/1.96	
Piping connections	Liquid/Gas	OD	mm	9.52/15.9						
	Piping length	OU - IU	Max.	50						
		System	Equivalent	70						
			Chargeless	30						
		Additional refrigerant charge		kg/m	See installation manual					
Power supply	Phase/Frequency/Voltage		Hz/V	1~/50 /220-240				3~/50 /380-415		
	Current - 50Hz	Maximum fuse amps (MFA)	A	20	25	32	16			

(1)According to ENER Lot 21 | Contains fluorinated greenhouse gases

Sky Air Advance-series

Large Sky Air system for commercial applications in the most compact casing ever

- › Compact (870mm high) and lightweight single fan design makes the unit unobtrusive, saves space and is easy to install
- › Market-leading serviceability and handling, thanks to wide access area, 7-segment display and additional handle
- › Choosing for an R-32 product, reduces the environmental impact with 68% compared to R-410A, leads directly to lower energy consumption thanks to its high energy efficiency and has a lower refrigerant charge
- › Replace existing systems with R-32 technology without needing to replace the piping
- › Guarantees operation in heating mode down to -20°C
- › Refrigerant cooled PCB guarantees reliable cooling, as it is not influenced by ambient temperature.
- › Maximum piping length up to 100m
- › Maximum installation height difference up to 30m
- › Outdoor units for pair, twin, triple, double twin application
- › Combines with EKLN-A low sound enclosure



RZA-D

Comfort cooling combination table

capacity class	FCAG-B				FFA-A9		FDXM-F9		FBA-A(9)				FHA-A(9)				FDA-A		FUA-A			FAA-B		FNA-A9						
	50	60	71	100	125	50	60	50	60	50	60	71	100	125	50	60	71	100	125	200	250	71	100	125	71	100	50	60		
RZA200D	4	3	3	2		4	3	4	3	4	3	3	2	4	3	3	2			P										
RZA250D		4			2		4		4		4			2		4			2	2			P			2				4

More details and final information can be found by scanning or clicking the QR codes.



RZA-D

Indoor Unit			RZA	200D	250D
Dimensions	Unit	HeightxWidthxDensity	mm	870x1,100x460	
Weight	Unit		kg	117	
Sound power level	Cooling		dBA	73	76
	Heating		dBA	76	79
Sound pressure level	Cooling	Nom.	dBA	53	57
	Heating	Nom.	dBA	60	63
Operation range	Cooling	Ambient	Min.~Max.	°CDB -20 ~46	
	Heating	Ambient	Min.~Max.	°CWB -20 ~15	
Refrigerant	Type/GWP			R-32/675	
	Charge		kg/TCO2Eq	5 /3.38	
Piping connections	Liquid/ Gas	OD	mm	9.52 /22.2	
	Piping length	OU - IU	Max.	m 100	
		System	Chargeless	m 30	
		Additional refrigerant charge		kg/m	See installation manual
Power supply	Phase/Frequency/Voltage		Hz/V	3~/50 /380-415	
Current - 50Hz	Maximum fuse amps (MFA)		A	20	

Contains fluorinated greenhouse gases

Sky Air Active-series

Ideal solution for busy environments and small shops

- › High efficiency:
 - Energy labels up to A+ (cooling) / A (heating)
 - compressor offers substantial efficiency improvements
- › Choosing for an R-32 product, reduces the environmental impact with 68% compared to R-410A and leads directly to lower energy consumption thanks to its high energy efficiency
- › Very compact and easy to install
- › Replace existing systems with R-32 technology without needing to replace the piping



- › Guarantees operation in heating mode down to -15°C and in cooling mode down to -5°C
- › Refrigerant cooled PCB guarantees reliable cooling, as it is not influenced by ambient temperature.
- › Piping length up to 30m
- › Exclusively offered for pair applications



AZAS100-140MV1_MY1

Pair application

Capacity class	FCAG-B				FBA-A(9)				NEW FAA-B				ADEA-A		
	71	100	125	140	71	100	125	140	71	100	125	140	71	100	125
ARXM-R	P				P				P				P		
AZAS-MV1		P	P	P		P	P	P		P				P	P
AZAS-MY1		P	P	P		P	P	P		P					

P = pair application

More details and final information can be found by scanning or clicking the QR codes.



ARXM-R



AZAS-MV1



AZAS-MY1

Outdoor Unit				ARXM71R	AZAS100MV1	AZAS125MV1	AZAS140MV1	AZAS100MY1	AZAS125MY1	AZAS140MY1	
Dimensions	Unit	HeightxWidthxDepth	mm	734x954x401	990x940x320						
Weight	Unit		kg	49.0	70	78	70	77			
Sound power level	Cooling		dBA	-	70	71	73	70	71	73	
	Heating		dBA	-	71	73	-	71	73		
Sound pressure level	Cooling	Nom.	dBA	52.0	53	54	53	54			
	Heating	Nom.	dBA	52.0			57				
Operation range	Cooling	Ambient	Min.~Max.	°CDB	---		-5~46				
	Heating	Ambient	Min.~Max.	°CWB	---		-15~15.5				
Refrigerant	Type/GWP				R-32/675						
	Charge		kg/TCO2Eq	1.15/0.780	2.60/1.76	2.90/1.96	2.60/1.76	2.90/1.96			
Piping connections	Liquid/Gas OD		mm		9.52/15.9						
	Piping length	OU - IU	Max.	m		30					
		System	Equivalent	m	-	50					
			Chargeless	m	-	30					
	Additional refrigerant charge		kg/m	0.035 <small>(for piping length exceeding 10m)</small>	See installation manual						
	Level difference IU - OU	Max.	m	20.0	30.0						
Power supply	Phase/Frequency/Voltage		Hz/V		1~/50 /220-240				3~/50 /380-415		
Current - 50Hz	Maximum fuse amps (MFA)		A	-	25	32			16		

Contains fluorinated greenhouse gases

		FCAHG-H FCAG-B	FFA-A9	FDXM-F9	FBA-A(9)	
INDOOR UNITS						
Panels	Decoration panel (obligatory for cassette units, optional for others)	Standard panels: BYCQ140E (white) / BYCQ140EW (full white)(1) / BYCQ140EB (black) Auto cleaning panels(2) (4): BYCQ140EGF (white) / BYCQ140EGFB (black) Designer panels: BYCQ140EP (white) / BYCQ140EPB (black)	BYFQ60CW (white) BYFQ60CS (silver) BYFQ60B3 (standard)			
	Panel spacer for reducing required installation height		KDBQ44B60 (only for standard panel)			
	Sealing kit for 3- or 2-directional air discharge	KDBHQ56B140 (11)	DBBHQ44C60			
	Sensor kit	BRYQ140B (white) BRYQ140BB (black) BRYQ140C (white designer) BRYQ140CB (black designer)	BRYQ60AW (white)(9) BRYQ60AS (silver)(9)			
Individual control systems	Onecta app	BRP069C82 (14) (18)	BRP069C81 (18)	BRP069C81	BRP069C81 (18)	
	Infrared remote control (incl. receiver)	BRC7FA532F (white) (11) (16) BRC7FA532FB (black) (11) (16) BRC7FB532F (designer white) (11) (16) BRC7FB532FB (designer black) (11) (16)	BRC7EB530W for standard panel (5)(6) BRC7F530W for white panel (5)(6) BRC7F530S - for silver panel (5)(6)	BRC4C65	BRC4C65	
	Madoka BRC1H519W7 (9) (White) / BRC1H519S7 (9) (Silver) / BRC1K519K7 (9) (Black) User-friendly wired remote controller with premium design	●	●	●	●	
	BRC1E53A/B/C (3) (13) - Wired remote controller with full-text interface and back-light	●	●	●	●	
Centralised control systems	DIII-net connection - for connection to centralized control	standard	standard	standard	standard	
	DCC601A51 - intelligent Tablet Controller	●	●	●	●	
	DCS601C51 (13) - intelligent Touch Controller	●	●	●	●	
	DCS302C51 (13) - Central remote controller	●	●	●	●	
	DCS301B51 (13) - Unified ON/OFF controller	●	●	●	●	
	Building Management System & Standard protocol interfaces for individual control	RTD-NET - Modbus interface for monitoring and control	●	●	●	●
		RTD-10 - Modbus interface for infrastructure cooling	●	●	●	●
		RTD-20 - Modbus interface for retail	●	●	●	●
		RTD-HO - Modbus interface for hotel	●	●	●	●
		KLIC-DI - KNX Interface	●	●	●	●
DCM601B51 - intelligent Touch Manager		●	●	●	●	
EKMBOX - Modbus interface		●	●	●	●	
DCM010A51 - Daikin PMS interface		●	●	●	●	
DMS502A51 - BACnet Interface		●	●	●	●	
DMS504B51 - LonWorks Interface		●	●	●	●	
Filters	Auto cleaning filter	see deco panel		BAE20A62 (25 - 35) BAE20A102 (50 - 60)		
	UV Streamer kit (purifies the air of pollutants such as viruses, bacteria, fine dust (PM1.0), oudeurs, allergens, etc ensuring a healthy indoor environment)	BAEF125AWB (22)				
	Replacement high efficiency filter	BAF552AA160 ePM10 60% (11) (BAF552AA160-5: box of 5 filters) (BAF552AA160-10: box of 10 filter)				
	Replacement long-life filter, non-woven type	KAF551D160	KAF441C60			
Wiring and sensors	Extension wire auto cleaning panel (required when auto cleaning panel AND Onecta app are both installed)					
	KRCS - External wired temperature sensor	KRCS01-5B	KRCS01-4	KRCS01-4	KRCS01-4	
	K.RSS - External wireless temperature sensor	SB.K.RSS_RFC (EKEWTS-C-2 + K.RSS)	●		●	
Wiring and sensors Adapters	Wiring adapter with 2 output signals (compressor/ Error, Fan output)	KRP1BA58 (10)(11)	KRP1B57 (10)	KRP1B56 (10)		
	Adapter (interlock for fresh air intake fan)				KRP1B54	
	Adapter with 4 output signals (compressor / Error, Fan, Aux, heater, Humidifier output)	EKR1C12 (10)(11)	EKR1B2		EKR1B2 (7)	
	Adapter for centralised external monitoring/control (controls 1 entire DIII-NET system)			KRP2A53 (10)	KRP2A51 (7)(10)	
	Adapter for centralised external monitoring/control via dry contacts and setpoint control via 0-140Ω (for dedicated indoor)	KRP4A53 (10)(11)(17)	KRP4A51	KRP4A54-9	KRP4A52 (10)	
	Adapter for keycard and/or window contact connection (in combination with BRC1H*, BRC1/2/3E* only)	BRP7A53	BRP7A53	BRP7A54 (10)	BRP7A51 (12)	
	Installation box/Mounting plate for adapter PCBs (when there is no space in the switchbox, an installation box is required)	KRP1H98A (11)	KRP4A93	KRP1BC101	KRP1BC101	
Wiring kit for Remote ON/OFF or Forced OFF	standard	standard	standard	standard		
Others	Drain pump kit					
	Multi zoning kit (for detailed model code overview refer to multizoning argue card in this catalogue)			●	●	
	L-type piping kit (upward direction)					
	Fresh air intake kit (direct installation type)	KDDP55C160-1 (chamber) KDDP55D160-2 (diffuser) (11)	KDDQ44XA60			
	Air discharge adapter for round duct				KDAP25A56A (35-50) KDAP25A71A (60-71) KDAP25A140A (100-140)	

- Dirt formation is more easily visible on white insulation. It is recommended not to install this option in environments with a high concentration of dirt.
- To be able to control option BYCQ140EG(F)/EGFB, controller BRC1H*, BRC1E* is needed. These options cannot be combined with RXYSQ*, multi or non-inverter split units
- Included languages are:
A: English, German, French, Dutch, Spanish, Italian and Portuguese
B: English, Bulgarian, Croatian, Czech, Hungarian, Romanian and Slovenian
C: English, Greek, Polish, Russian, Albanian, Slovak and Turkish
- The option is intended exclusively for use in fine dust environments (e.g. Clothing shops). Do not use it in environments that are greasy or have high humidity. F = finer mesh
- Sensing function is not available
- Individual flap control function not available
- If installing an electrical heater, an option PCB for external electrical heater (EKR1B2) for each indoor unit is required. These options require mounting plate KRP4A96. Electrical heaters and humidifiers are field-supplied. Do not install them inside the equipment.
- Mounting plate KRP4A96 is required for these options. Maximum 2 option PCB's can be mounted.

		R-32				
		RZAG-A	RZAG-NV1/NY1	RZASG-MV1/MY1	RZA-D	AZAS-MV1/MY1
Refrigerant branch piping (3)	for twin		KHRQ58T	KHRQ58T	KHRQ22M20TA	
	for triple		KHRQ58H (100 - 140)	KHRQ58H (100 - 140)	KHRQ250H7	
	for double twin		KHRQ58T (3x) (125 - 140)	KHRQ58T (3x) (125 - 140)	KHRQ22M20TA (x3)	
	Asymmetric combinations piping reducer	ASYCPIR (see table below)				
Demand adapter kit			SB.KRP58M52 (1)	SB.KRP58M52 (1)	KRP58M51 (2)	
Bottom plate heater - To keep drain holes ice-free in extreme weather conditions (one per outdoor unit needed)			EKBPH140N		EKBPH250D	
Sound enclosure			EKLN140A		EKLN140A	

(1) Contains KRP58M1 and obligatory mounting kit EKMKSA2
 (2) To mount KRP58M51, an additional mounting kit (EKMKSA3) needs to be used (obligatory)
 (3) For metric size refrigerant branching contact your local sales representative

EKLN140A - Sound enclosure

Drain pan	EKLN140-DP
Drain pan heater tape	EKLN140-DPHT (1)

(1) Only in combination with EKLN140-DP

Option for asymmetric combination (Asymmetric combinations piping reducer)

ASYCPIR		Liquid	GAS	
		ø 9.52 → ø 6.4	ø 12.7 → ø 9.52	ø 15.9 → ø 12.7
RZAG35A	FDXM50F9		•	
	FFA50A9		•	
	FBA50A9		•	
	FCAG50B		•	
	FNA50A9		•	
	FTXM50R		•	
	FHA50A9		•	
RZAG60A	FBA71A9	•		
	FCAG71B	•		•
	FTXM71R			•
	FHA71A9	•		•

Example of using:

1) Connecting a pipe of ø12.7 to a gas pipe connection port for ø15.9:

